


Bombas de Agua Motor-Gasolina 2018

BW

**Automotive
Motor Parts®**



**Quick Reference
Rápido y Fácil**



¡ IMPORTANTE !

GARANTICE CON MAYOR CONFIANZA SUS REPARACIONES, CAMBIE TODAS SUS PIEZAS AUNQUE SÓLO UNA DE ELLAS ESTÉ DAÑADA. ES RECOMENDABLE QUE TODAS LAS PIEZAS SEAN NUEVAS Y SE ASIENTEN AL MISMO TIEMPO.

LA MARCA DE MAYOR PRESTIGIO

bwventas@bwcomercial.com

LA INFORMACIÓN EN ESTE DOCUMENTO ES PRIVADA Y CONFIDENCIAL, ESTA PROHIBIDO DISTRIBUIR O COPIAR ESTA INFORMACIÓN SIN LA AUTORIZACIÓN DE BW. SI USTED RECIBIÓ ESTE DOCUMENTO POR ERROR, DESTRÚYALO.



BW COMERCIAL, S.A DE C.V. EMILIANO ZAPATA 111, SANTIAGO ATEPETLAC, GUSTAVO A. MADERO, CIUDAD DE MÉXICO, 07640
TEL. (55) 5039900 LADA S/C 018005046700



www.bwcomercial.com



N° de Parte	Aplicación
	AUDI
B-906	AUDI A3,A4,TT,TT QUATTRO MOTOR 4 CIL 17781cc (1.8L) (2.0L) 2000 - 2008 AUDI A4 QUATTRO MOTOR 4 CIL 1781cc (1.8L) 2001 - 2009
	CADILLAC
B-810	CADILLAC ESCALADE MOTOR V8 327 (5.3L) 366 (6.0) 2002-2003 CADILLAC ESCALADE MOTOR V8 350 (5.7L) 1999-2000
	CHRYSLER
B-534	DODGE DURANGO, DAKOTA MOTOR V6 226 (3.7L) 2004-2009 DODGE NITRO MOTOR V6 226 (3.7L) 2007-2009 DODGE RAM 1500, 2500, 3500, PICK UP, VAN Y WAGON MOTOR V6 226 (3.7L) V8 287 (4.7L) 2002-2009 DODGE DURANGO MOTOR V8 285 (4.7L) 2002-2009 CHRYSLER ASPEN MOTOR V8 285 (4.7L) 2007-2009
B-842 NUEVA	DODGE VERNA MOTOR 4 CIL 1468cc (1.5L) 2004-2005
B-897	CHRYSLER NEW YORKER, VOYAGER, TOWN & COUNTRY, CARAVAN MOTOR 6 CIL 201 (3.3L), 230 (3.8L) 1990-2000
B-2416	CHRYSLER STRATUS MOTOR V6 2972cc (3.0L) 2001-2005 CHRYSLER STRATUS, CIRRUS, AVENGER, SEBRING MOTOR V6 2497 cc (2.5L) 1995-2000 CHRYSLER SEBRING MOTOR V6 2972 cc (3.0L) 2001-2005
B-7165	CHRYSLER TOWN & COUNTRY MOTOR V6 201 (3.3L), MOTOR 230 (3.8L) 2001-2007 CHRYSLER DODGE CARAVAN, GRAND CARAVAN MOTOR V6 201 (3.3L), 230 (3.8L) 2000-2007 CHRYSLER VOYAGER, GRAND VOYAGER MOTOR V6 201 (3.3L) 2001-2005
B-9303	CHRYSLER DURANGO MOTOR V8 345 (5.7L) 2004-2009 CHRYSLER RAM 1500, 2500, 3500, PICK UP, VAN Y WAGON 2 X 4 MOTOR 345 (5.7L) 2003-2009 CHRYSLER ASPEN MOTOR V8 345 (5.7L) 2007-2008
B-9364 NUEVA	DODGE ATTITUDE MOTOR 4 CIL. 85 (1.4L), 97 (1.6L) 2006-2008 DODGE VERNA MOTOR 4 CIL. 1600 cc (1.6L) 2003-2008

N° de Parte	Aplicación
	FIAT
B-2367	PALIO MOTOR 4 CIL. 1796 cc (1.8L) 2006-2008
	FORD
B-554	FORD FIESTA, IKON, KA, PICK UP COURIER MOTOR 4 CIL. (1.6L) 1998-2008 FORD ECOSPORT MOTOR 4 CIL. (1.6L) 2000-2006
B-601	FORD EXPLORER, EXPLORER SPORT TRAC MOTOR V6 244K (4.0L) 2001-2009 FORD EXPLORER MOTOR V6 244 E (4.0L) 1997-2009
B-601	FORD RANGER MOTOR V6 244 (4.0L) 2001-2004 FORD MUSTANG MOTOR V6 245 (4.0L) 2005-2009
B-606	FORD WINDSTAR MOTOR V6 183 (3.0L) 1995-2000 FORD SABLE MOTOR V6 183 (3.0L) 12v 1995-2005 FORD TAURUS MOTOR V6 183 (3.0L) 12v 1995-2007
B-861 NUEVA	FORD BRONCO, E 100-350 VAN MOTOR V8 302 (5.0L), 351 (5.8L) 1996-1998 FORD F100/350 PICK UP MOTOR V8 302 (5.0L), 351 (5.8L) 1990-1997 (EXCEPTO SUPER DUTY) FORD F100/350 PICK UP MOTOR V8 302 (5.0L) 1987-1989 (EXCEPTO SUPER DUTY) FORD E100/350 VAN MOTOR V8 302 (5.0L) 1987 FORD E SUPER DUTY MOTOR V8 351 (5.8L) 1996 FORD F100/350 PICK UP MOTOR V8 351 (5.8L) 1988-1989 (EXCEPTO SUPER DUTY) FORD MICROBUS, CHASIS F200, 302, 350, 351 V8 1987-1997 FORD BRONCO, E150/250 ECONOLINE, F150/250 V8 302 (5.0L) 1988-1996 FORD BRONCO, E150/250/350 ECONOLINE, F150/250/350, MICROBUS CASA VAN, MICROBUS EUROCAR V8 351 (5.8L) 1988-1998
B-909	FORD AEROSTAR MOTOR V6 244 (4.0L) 1990-1998 FORD RANGER MOTOR V6 244 (4.0L) 1990-2001 FORD EXPLORER MOTOR V6 244 X (4.0L) 1990-2000
B-913	FORD ESCORT, TRACER MOTOR 4 CIL 116 (1.9L) 1991-1996
B-914	FORD GHIA 183 (3.0L) 1992-1994
B-964	FORD RANGER MOTOR 4 CIL 140 (2.3L) 1995-1997 FORD RANGER MOTOR 4 CIL 151 (2.5L)) 1998-2001
B-966	FORD TRITON 450 V10, 415 (6.8L) 1997-2000
B-979	FORD E150, E250, E350, ECONOLINE WAGON 1997-2003 FORD F150, 250 MOTOR V6 256 (4.2L) 1997-2007
B-982	FORD WINDSTAR MOTOR V6 232 (3.8L) 1996-2005 FORD FREESTAR, MONTEREY MOTOR V6 238 (3.9L), 256 (4.2L) 2004-2007

N° de Parte	Aplicación
B-983	FORD AEROSTAR MOTOR V6 183 (3.0L) 1995-1997 FORD RANGER MOTOR V6 183 (3.0L) 1995-2008
B-992	FORD LOBO MOTOR V8 281 (4.6L) 1997-2002, FORD LOBO MOTOR V8 330 (5.4L) 2001-2004 (EXCEPTO HARLEY DAVIDSON) FORD EXPEDITION MOTOR V8 281 (4.6L), 329 (5.4L) 1997-2002
B-992	FORD EXCURSION MOTOR V8 330 (5.4L) 2000-2002 FORD F250, 350, 450, 550 SUPER DUTY MOTOR V8 330 (5.4L) 1999-2002 FORD PICK UP F100/350 VAN MOTOR V8 281 (4.6L), 330 (5.4L) 1997-2002 FORD PICK UP F100/350 VAN MOTOR V8 281 (4.6L), 330 (5.4L) 1997-2002 (EXCEPTO SUPER DUTY, LIGHTNINNG, HARLEY DAVIDSON) FORD E100/350 VAN, E SUPER DUTY MOTOR V8 330 (5.4L) 1997-2002 FORD E100/350 VAN MOTOR V8 281 (4.6L) 1997-2002 FORD PICK UP F100/350 MOTOR V8 330 (5.4L) BIFUEL 1998-1999 (EXCEPTO SUPER DUTY, LIGHTNINNG, HARLEY DAVIDSON)
B-994	FORD MYSTIQUE, CONTOUR MOTOR 4 CIL 1989 cc (2.0L) 1998-2000 FORD ESCAPE MOTOR 4 CIL 1989cc (2.0L) 2001-2004 FORD FOCUS MOTOR 4 CIL 1989CC (2.0L) DOHC 2000-2004 FORD ESCORT, MOTOR 4 CIL 1989cc (2.0L) 1998-2003 FORD COUGAR, XR7 MOTOR 4 CIL 1989cc (2.0L) 1999-2002
B-2332	FORD RANGER MOTOR V6 177 (2.9L) 1982-1996 FORD RANGER, BRONCO II MOTOR V6 177 (2.9L) 1986-1992
B-4108	FORD EXPLORER EDDIE BAUER, LIMITED, XLS, XLT MOTOR V6 245 (4.0L) 2006-2009 FORD EXPLORER MOTOR V6 245 (4.0L) 1997-2010 FORD MUSTANG MOTOR V6 245 (4.0L) 2005-2010 FORD RANGER MOTOR V6 245 (4.0L) 2001-2011 FORD EXPLORER SPORT, EDDIE BAUER, LIMITED, MUSTANG, RANGER, 245 (4.0L) 2001-2012
B-4123	FORD FOCUS MOTOR 4 CIL 1989cc (2.0L) SOHC 2000-2005
B-4125 NUEVA	FORD LOBO 2WD, 4WD MOTOR 8 CIL 330 (5.4L) 1999-2008 FORD LOBO 4WD MOTOR 8 CIL 281 CIL (4.6L) 2007
B-4126	FORD FOCUS MOTOR 4 CIL 121 (2.0L) 2005-2012 FORD FOCUS MOTOR 4 CIL 140 (2.3L) 2003-2007 FORD FUSSION MOTOR 4 CIL 140 (2.3L) 2006-2009 FORD FUSSION MOTOR 4 CIL 153 (2.5L) 2010-2012 FORD ESCAPE MOTOR 4 CIL 140 (2.3L) 2005-2008 INCLUYE HYBRID FORD ESCAPE MOTOR 2488cc (2.5L) 2009-2012 FORD RANGER MOTOR 4 CIL 140 (2.3L) 2001-2011

N° de Parte	Aplicación
B-4127	FORD EXPLORER EDDIE BAUER MOTOR V8 281 CID (4.6L) 2006-2009 FORD EXPLORER MOTOR V8 281 CID (4.6L) 2002-2010 FORD EXPLORER SPORT TRAC MOTOR V8 281 CID (4.6L) 2007-2010 FORD F-150 MOTOR V8 281 CID (4.6L) 2009
GENERAL MOTORS	
B-580-B	GM BELAIR, BISCAYNE, IMPALA, IMPALA SS V8 402 (6.7L), 454 (7.4L) 1972-1976 400(6.6L) 454 (7.4L) 1970-1971 396 (6.5L), 427 (7.0L) 1969 GM CAMARO BERLINETA, Z-28, IROCH 402 (6.6L) 400 (6.6L), 454 (7.4L) 1972 396 (6.5L), 400 (6.6L), 454 (7.4L) 1969-1970 GM MALIBU, MALIBU CLASSIC, CHEVELLE, EL CAMINO 400 (6.6L), 454 (7.4L) 1972-1975 396(6.5L), 400 (6.6L) 1969-1971 GM MONTE CARLO V6 400 (6.6L), 454 (7.4L) 1970-1971 GM NOVA, CHEVY II V8 396 (6.5L) 1969-1970 GM CAMIONETA BLAZER, PICK UP S-10 454 (7.4L) 1973-1986 GM CMIONETAS SERIES 10, 20, 30, 15, 25, 35, 454 (7.4L) 1973-1997
B-658	GM MONZA, CHEVY NOVA, BELAIR, CAPRICE, IMPALA, CAMIONETA C-150 1975-1992
B-810	GM SUBURBAN MOTOR V8 327 (5.3L), 364 (6.0L) 2000-2003 GM AVALANCHE MOTOR V8 327 (5.3L) 2002-2003 GM TRAILBLAZER, ENVOY, ENVOY XL MOTOR V8 323 (5.3L) 2003 GM TAHOE MOTOR V8 294 (4.8L), 323 (5.3L) 2000-2003 GM SILVERADO 1500, 1500HD, 2500, 2500HD, 3500 MOTOR V8 294 (4.8L), 323 (5.3L), 364 (6.0L) 2000-2003 GM YUKON DENALI, YUKON XL MOTOR V8 364 (6.0L) 2000-2003 GM YUKON, YUKON DENALI, YUKON XL MOTOR V8 294 (4.8L) 323 (5.3L) 2000-2004 GM DENALI, DENALI XL MOTOR V8 364 (6.0L) 2000-2003 GM PICK UP C/K 10, 20, 30, 1500, 2500, 3500, 3100, 3200, 3600, 3800, MOTOR V8 294 (4.8L), 323 (5.3L) 364 (6.0L) 1999-2002 GM EXPRESS, G10, 20, 30, 1500, 2500, 3500, MOTOR V8 294 (4.8L), 323 (5.3L), 364 (6.0L) 2003 GM SAVANA, G15, 25, 35, 1000, 1500, 2500, 3500 MOTOR V8 294 (4.8L), 323 (5.3L), 364 (6.0L) 2003 GM SIERRA, C3, 1500, 1500HD, 2500, 2500HD, 3500, SIERRA DENALI MOTOR V8 294 (4.8L), 323 (5.3L), 364 (6.0L) 1999-2003
B-835 NUEVA	GM CAMION KODIAK SERIE 40, 90 V8 496 (8.1L) 2001-2005 GM CAMIONETA EXPRESS V8 496 (8.1L) 2001-2005



 N° de Parte	 Aplicación
GENERAL MOTORS	
B-884	GM S10 BLAZER, PICK UP S10, S15 JIMMY, SONOMA, TROOPER V6 173 (2.8I) 1989-1993 GM PICK UP RODEO, V6 3137cc (3.1I) 1991-1994
B-917	GM LUMINA VAN, SILHOUETTE, PONTIAC, BUICK 204 (3.3L), 231 (381L) 6 CIL 1990-1998
B-958	GM CAVALIER, MALIBU, SUNFIRE, GRAND AM 146 (2.4L) 1996-2000
B-978	GM PONTIAC GRAND PRIX, FIREBIRD, TRANS AM 231 (3.8L) V6 1995-2004 CAMARO MOTOR V6 3800CC 231 (3.8L) 1996-2002
B-1447 NUEVA	GM ASTRA MOTOR 4 CIL 134 (2.2L) 2001-2003 GM OPTRA MOTOR 4 CIL 122 (2.0L) 2006-2008 GM LUV MOTOR 4 CIL 133 (2.2L) 2000-2006
B-2364	GM CHEVYS TODOS, JOY, POP, SWING, MONZA, CORSA MOTOR 4 CIL 1.6LTS (98") MODELOS 1991-2008
B-2367	GM CORSA, PICK UP TORNADO MOTOR 4 CIL 1.8 MPFI SOHC 2002-2008
B-5092 NUEVA	GM CAVALIER MOTOR 4 CIL 134 (2.2L) 2002-2005 GM ZAFIRA MOTOR 4 CIL 134 (2.2) 2001-2006 GM MALIBU MOTOR 4 CIL 134 (2.2L) 2004-2008 GM MALIBU MOTOR 4 CIL 145 (2.4L) 2008 EN ADELANTE GM HHR MOTOR 4 CIL 122 (2.0L) 2008-2009 GM HHR MOTOR 4 CIL 134 (2.2L) 145 (2.4L) 2006-2009 GM OLDSMOBILE ALERO MOTOR 4 CIL 134 (2.2L) 2002-2004 PONTIAC SUNFIRE, GRAND AM MOTOR 4 CIL 134 (2.2L) 2002-2005 PONTIAC G5 MOTOR 4 CIL 134 (2.2L), 145 (2.4L) 2007-2009 PONTIAC G6 MOTOR 4 CIL 145 (2.4L) 2006-2009 PONTIAC SOLSTICE MOTOR 4 CIL 122 (2.0L), 145 (2.4L) 2006-2009 VECTRA MOTOR 4 CIL 134 (2.2L) 2003-2005
B-6046 NUEVA	GM AVEO MOTOR 4 CIL 98 (1.6L) 2004-2011 PONTIAC G3 4 CIL 98 (1.6L) 2007-2009
B-8928 NUEVA	GM MATIZ MOTOR 4 CIL 60 (1.0L) 2004-2008
B-9385 NUEVA	GM TRACKER V6 (2.5L) 2001-2004
HUMMER	
B-810	HUMMER H2 MOTOR V8 366 (6.0L) 2005-2006

 N° de Parte	 Aplicación
ISUZU	
B-884	ISUZU PICK UP MOTOR V6 3137cc (3.1L) 1991-1994 ISUZU RODEO MOTOR V6 3137cc (3.1L) 1991-1992 ISUZU TROOPER MOTOR V6 2837cc (2.8I) 1989-1991
JEEP	
B-534	JEEP GRAND CHEROKEE MOTOR V8 285, 287 (4.7L) 1999-2009 JEEP COMMANDER MOTOR V8 285 (4.7L) 2006-2009 JEEP COMMANDER MOTOR V6 226 (3.7L) 2006-2009 JEEP GRAND CHEROKEE MOTOR V6 226 (3.7L) 2005-2009 JEEP LIBERTY MOTOR V6 226 (3.7L) 2002-2009
B-7164	JEEP GRAND CHEROKEE 6 CIL 242 (4.0L) 1999-2004 JEEP WRANGLER, MOTOR 6 CIL 242 (4.0L) 2001-2006 JEEP SAHARA, MOTOR 6 CIL 242 (4.0L) 2000-2003
LINCOLN/MERCURY	
B-992	LINCOLN NAVIGATOR MOTOR V8 330 (5.4L) 1998-2001
B-2332	MERCURY MERKUR-SCORPIO MOTOR V6 177 (2.9L) 1986-1990
B-4108	MERCURY MOUNTAINEER MOTOR V6 245 (4.0L) 1998-2012
B-4126	MERCURY MILAN MOTOR 4 CIL 140 (2.3L) 2006-2009 MERCURY MILAN MOTOR 4 CIL 152 (2.5L) 2009-2011 MERCURY MARINER MOTOR 4 CIL 140 82.3L INCLUYE HYBRID 2005-2008 MERCURY MARINER MOTOR 4 CIL 153 (2.5L) 2009-2001
B-4127	MERCURY MOUNTAINEER MOTOR V8 281 CID (4.6L) 2002-2010
MAZDA	
B-601	MAZDA B4000 PPICK UP MOTOR V6 244 (4.0L) 2001-2008
B-867	MAZDA B3000 PICK UP MOTOR V6 2999cc (3.0L) 1994-2010
B-909	MAZDA B400 PICK UP MOTOR V6 401cc (4.0L) 1994-2000 MAZDA NAVAJO MOTOR V6 4016cc (4.0L) 1991-1994

N° de Parte	Aplicación
MAZDA	
B-983	MAZDA B3000 PICK UP MOTOR V6 2954cc (3.0L) 1995-2007
B-994	MAZDA TRIBUTE MOTOR 4 CIL 1991cc (2.0L) 2001-2004
B-4126	MAZDA 3 MOTOR 4 CIL 2000cc (2.0L), 2254cc (2.3L) 2004-2005 MAZDA 3 2260cc (2.3L) TURBO 2007-2012 MAZDA 5 MOTOR 4 CIL 2260cc (2.3L) 2006-2007 MAZDA 6 MOTOR 4 CIL 2554cc (2.5L) 2003-2009 MAZDA 6 TRIBUTE MOTOR 4 CIL 2488 cc(2.5L) 2009-2012 MAZDA CX-7 MOTOR 4 CIL 2260cc (2.3L) 2007-2011 MAZDA TRIBUTE MOTOR 4 CIL 140 (2.3l) 2005-2006 MAZDA TRIBUTE MOTOR 4 CIL (2.3L) 2008
MITSUBISHI	
B-2416	MITSUBISHI ENDEAVOR MOTOR V6 3797cc (3.8L) 2004-2008 MITSUBISHI ECLIPSE, ECLIPSE SPYDER MOTOR V6 2972cc (3.0L) 2000-2006 MITSUBISHI ECLIPSE, ECLIPSE SPYDER MOTOR V6 3828cc (3.8) 2006-2012 MITSUBISHI GALANT MOTOR V6 2972cc (3.0L) 1999-2003 MITSUBISHI GALANT MOTOR V6 230 (3.8L) 2004-2009 MITSUBISHI DIAMANTE MOTOR V6 3497cc (3.5L) 1997-2004
NISSAN	
B-2147	NISSAN AUTOMOVILES Y CAMIONETAS 200SX, 510,610,620, 710, 720 MOTOR 4 CIL 1952cc (2.0L) 1977-1985 200SX, 720 MOTOR 4 CIL 2187cc (2.2l) 1981-1983 720 MOTOR 4 CIL 2389cc (2.4L) 1983-1986 PATHFINDER MOTOR 4 CIL (2.4L) 1987-1989
B-9276 NUEVA	NISSAN ALTIMA, FRONTIER, MURANO, PATHFINDER, QUEST, XTERRA V6 3498cc (3.5L) 2002-2008
B-9416 NUEVA	NISSAN SENTRA, ALMERA 4 CIL 1809cc (1.8L) 2000-2006
B-9427 NUEVA	NISSAN SENTRA MOTOR QR25DE 4 CIL 2500cc (2.5L) 2002-2012 (CON POLEA INTEGRADA) NISSAN ALTIMA MOTOR QR25DE 4 CIL 2500cc (2.5L) 2002-2011 (CON POLEA INTEGRADA) NISSAN X-TRAIL MOTOR QR25DE 4 CIL 2500cc (2.5L) 2002-2008 (CON POLEA INTEGRADA) NISSAN ROUGE MOTOR QR25DE 4 CIL 2500cc(2.5L) 2008-2012 (CON POLEA INTEGRADA)

N° de Parte	Aplicación
SEAT	
B-906	SEAT IBIZA, MOTOR 4 CIL 1781cc (1.8L) 2003-2008 SEAT LEON, TOLEDO MOTOR 4 CIL 1781cc (1.8L) 2000-2006 SEAT CORDOBA MOTOR 4 CIL 1781cc (1.8L) 2001-2008 SEAT ALHAMBRA MOTOR 4 CIL 1781cc (1.8L) 2001-2007 SEAT ALTEA MOTOR 4 CIL (2.0L) 2005-2006
B-923 NUEVA	SEAT IBIZA, CORDOBA 4 CIL 98 (1.6L) 2001-2008
B-2397 NUEVA	SEAT ALHAMBRA 6 CIL 170 (2.8L) 2002-2007
SEAT	
B-1447 NUEVA	SUZUKI FORENZA MOTOR 4 CIL (2.0L) 2004-2005 SUZUKI RENO MOTOR 4 CIL (2.0L) 2005
B-6046 NUEVA	SUZUKI SWIFT MOTOR 4 CIL (1.6L) DOHC 2004-2008
B-9385 NUEVA	SUZUKI GRAND VITARA, VITARA V6 (2.5L), (2.7L) 1999-2008
TOYOTA	
B-2468 NUEVA	TOYOTA CAMRY, HIGHLANDER, SIENNA V6 2995cc (3.0L) 3300cc (3.3L) 1994-2008
B-9187 NUEVA	TOYOTA YARIS 4 CIL 2004-2006
B-9293	TOYOTA HIACE MOTOR 4 CIL 2694cc (2.7L) 2006-2008 TOYOTA HILUX MOTOR 4 CIL 2694cc (2.7L) 2004-2008 TOYOTA 4 RUNNER MOTOR 4 CIL 2694cc (2.7L) 1996-2000 TOYOTA TACOMA MOTOR 4 CIL 2438cc (2.4L) 1995-2004 TOYOTA TACOMA MOTOR 4 CIL 2694 (2.7L) 1995-2009
B-9414 NUEVA	TOYOTA CAMRY, HIGHLANDER, RAV-4 ACIL 1998cc 2001-2008
VOLKSWAGEN	
B-906	VW POINTER, JETTA GTI A4, DERBY, MOTOR 4 CIL 1781cc (1.8L) 1999-2008 VW JETTA A4, BEETLE MOTOR 4 CIL 1984cc (2.0L) 1999-2008 VW PASSAT, BEETLE MOTOR 4 CIL 1781cc (1.8L) 2000-2008 VW GOLF A4 MOTOR 4 CIL 1984cc (2.0L) 1999-2008



 N° de Parte	 Aplicación
	VOLKSWAGEN
B-906	VW DERBY SPORT LINE 4 CIL 1984cc (2.0L) 2002-2005 VW POLO MOTOR 4 CIL 1984cc (2.0L) 2006-2007 VW SHARAN MOTOR 4 CIL 1781cc (1.8L) 2002-2007
B923 NUEVA	VW EUROVAN 2461cc (2.5L) 2000-2004 VW BORA, JETTA 4 CIL 116 (1.9L) 2007-2008
B-2259 NUEVA	VW LUPO, POLO 4 CIL 98 (1.6L) 1996-2008
B-2397 NUEVA	VW BORA 5 CIL 151 (2.5L) 2005-2008 EUROVAN, JETTA, PASSAT V6 2792cc (2.8L) 1992-2002