

BW

**Automotive
Motor Parts®**

**Kits de Distribución
Catálogo 2018-2019**



Más de un siglo


DE EXPERIENCIA

**a nivel mundial en Sistema de Enfriamiento
y en Sistema de Tiempo**

**★ DESIGNED
U S A ENGINEERED
MACHINED
MARKETED**

BW

Automotive Motor Parts®



BW

**Bombas
de Agua®**

BW

**Kits
de Distribución®**

BW

**Bombas
de Agua Diesel®**

BW

**Pernos
de Dirección®**

BW

**Poleas
Tensoras®**

BW

**Bandas
de Tiempo®**



www.bwcomercial.com

LA MARCA DE
MAYOR PRESTIGIO



**BW**

Automotive Motor Parts®

Más de un siglo DE EXPERIENCIA

a nivel mundial en Sistema de Enfriamiento
y en Sistema de Tiempo



Experience for more
than a century



History

BW Comercial S.A. de C.V., emerged from **BorgWarner Morse Tec S.A. de C.V.** Founded in the United States since 1880, started operations in Mexico in 1957, bringing the prestige and multiglobal quality of it's brand for more than 60 years to the Mexican automotive aftermarket, specializing in the Timing & Cooling engine systems.



Historia

BW Comercial S.A. de C.V., empresa surgida de **BorgWarner Morse Tec S.A. de C.V.** Fundada en Estados Unidos desde 1880 y con inicio de operaciones en México en 1957, lleva el prestigio y la calidad multiglobal de su marca por más de 60 años al aftermarket automotriz mexicano, especializándose en el Sistema de Tiempo y Sistema de Enfriamiento del motor.



Automotive Motor Parts®



Mission

Create growing and lasting business experiences, with all our customers, business partners, suppliers, shareholders and employees, through a professionally offering of automotive engine parts with high quality in each of its components, every time we produce, market and deliver our products.



Misión

Crear experiencias de negocios, crecientes y duraderas, con todos nuestros clientes, socios comerciales, proveedores, accionistas y colaboradores, ofreciendo con profesionalismo líneas de partes de motor automotriz de alta calidad en cada uno de sus componentes, toda vez que producimos, comercializamos y entregamos nuestros productos.



Vision

Be a prime engine of economic, social and human growth in Mexico and the rest of the world, by continuing the great trajectory of the **BW** brand in the automotive engine parts.



Visión

Ser un motor primordial de crecimiento económico, social y humano en México y el resto del mundo, continuando la gran trayectoria de la marca **BW** en el aftermarket de partes automotrices.



Values/Valores



Passion for our work/
Pasión por nuestro trabajo



Customer service/
Servicio al cliente



Honesty/
Honestidad



Respect/
Respeto



Transparency/
Transparencia



Cliente
Calidad
Compromiso
Confianza



ÍNDICE POR ARMADORA**KITS DE CADENA (TK)**

.....	1-146
BUICK.....	1
CADILLAC.....	3
CHEVROLET.....	4
CHRYSLER.....	7
DODGE.....	32
FORD.....	34
GENERAL MOTORS.....	68
GMC.....	107
ISUZU.....	107
JEEP.....	108
LAND ROVER.....	117
LINCOLN/MERCURY.....	117
MAZDA.....	126
MERCURY.....	127
NISSAN.....	128
OLDSMOBILE.....	133
PONTIAC.....	133
SAAB.....	142
SATURN.....	142
TOYOTA.....	144
VAM.....	145
EXCLUSIVOS BW.....	146

KITS DE BANDA Y TENSOR (KBT)

.....	149-152
CHRYSLER.....	149
FORD.....	149
GENERAL MOTORS.....	150
NISSAN.....	150
RENAULT.....	151
VOLKSWAGEN.....	151

BANDAS DE TIEMPO (TB)

.....	181-189
AUDI.....	181
CHRYSLER.....	181
DODGE.....	183
FIAT.....	183
FORD.....	183
GENERAL MOTORS.....	185
HONDA.....	185
HYUNDAI.....	186
ISUZU.....	186
JEEP.....	186
MAZDA.....	186
MITSUBISHI.....	186
NISSAN.....	186
PEUGEOT.....	187
PONTIAC.....	187
RENAULT.....	187
SEAT.....	187
SUZUKI.....	188
VOLKSWAGEN.....	188

POLEAS (BT)

.....	193-196
CHRYSLER.....	193
CUMMINS.....	194
FORD.....	194
GENERAL MOTORS.....	194
HONDA.....	195
HYUNDAI.....	195
MITSUBISHI.....	195
NISSAN.....	195
PEUGEOT.....	196
RENAULT.....	196
VOLKSWAGEN.....	196

ÍNDICE POR MOTOR

KITS DE CADENA

BW

**Automotive
Motor Parts®**

Buick

2.4L	1
2.8L	1
3.1L	2
4.4L	2
5.0L	2
5.7L	3

Cadillac

2.8L	3
5.0L	3
5.7L	3
6.0L	3

Chevrolet

2.2L	4
2.4L	5

Chrysler

2.5L	7
2.7L	7
3.3L	9
3.7L	10
3.8L	13
3.9L	14
4.5L	15
4.7L	16
5.2L	17
5.6L	24
5.7L	24
5.9L	24
6.1L	32

Dodge

5.7L	32
6.1L	33

Ford

1.6L	34
2.0L	35
2.3L	36
2.4L	36
2.5L	36
2.8L	37
2.9L	38
3.0L	38
3.3L	39
3.6L	39
3.8L	40
3.9L	40
4.0L	41
4.1L	41
4.2L	42
4.3L	43
4.6L	46
4.9L	46
5.0L	50
5.4L	55
5.8L	59
6.6L	61
6.8L	62
6.9L	63

General Motors

2.2L	68
2.4L	69
2.8L	69
3.1L	71
3.4L	73
3.5L	73
3.8L	74
4.3L	74
4.4L	82
4.6L	83
4.8L	85

General Motors

4.9L	86
5.0L	86
5.3L	92
5.7L	94
6.0L	103
6.6L	105

GMC

2.4L	107
------------	-----

Isuzu

2.2L	107
2.8L	107
3.1L	107
3.7L	108
4.3L	108

Jeep

2.5L	108
2.8L	109
3.7L	109
3.8L	110
4.2L	112
4.7L	115
5.2L	116
5.3L	116
5.7L	117
5.9L	117

Land Rover

4.0L	117
------------	-----

Lincoln/Mercury

2.5L	117
3.0L	117
3.3L	118
3.8L	118
4.0L	118
4.1L	118
4.6L	119
5.0L	120
5.4L	122
5.8L	123
6.6L	125
7.5L	125

Mazda

2.0L	126
2.3L	126
3.0L	126
4.0L	127

Mercury

3.0L	127
------------	-----

Nissan/Datsun

1.3L	128
1.5L	128
1.6L	128
1.8L	130
2.0L	131
2.4L	131
2.5L	133

Oldsmobile

2.2L	133
2.4L	133

Pontiac

2.2L	133
2.4L	134
2.8L	135
3.1L	136
3.4L	137
3.5L	138
4.3L	138
4.4L	138
5.0L	139
5.7L	141

SAAB

2.0L	142
------------	-----

Saturn

2.0L	142
2.2L	142
2.4L	144

Toyota

2.0L	144
2.4L	144

VAM

3.3L	145
3.8L	145
4.2L	146

ÍNDICE POR MOTOR

KITS DE BANDA Y TENSOR

Chrysler

2.2L	149
2.4L	149
2.5L	149

Ford

2.0L	149
------------	-----

General Motors

1.4L	150
1.6L	150

Nissan/Datsun

1.6L	150
------------	-----

Renault

1.6L	151
------------	-----

Volkswagen

1.8L	151
------------	-----

ÍNDICE POR MOTOR

BANDAS DE TIEMPO

BW

**Automotive
Motor Parts®**

Audi

1.8L	181
2.0L	181

Chrysler

1.0L	181
1.1L	181
2.0L	181
2.2L	181
2.4L	182
2.5L	182
3.0L	182

Dodge

1.4L	183
1.5L	183
1.6L	183
2.4L	183
2.5L	183

Fiat

1.8L	183
------------	-----

Ford

1.9L	183
2.0L	183
2.3L	184
2.5L	185

General Motors

1.4L	185
1.6L	185
1.8L	185
2.0L	185

Honda

1.6L	185
1.7L	185

Hyundai

3.0L	186
------------	-----

Isuzu

2.2L	186
------------	-----

Jeep

2.4L	186
------------	-----

Mazda

2.0L	186
2.3L	186
2.5L	186

Mitsubishi

1.5L	186
1.8L	186
2.0L	186
3.0L	186

Nissan/Datsun

1.5L	186
1.6L	186

Peugeot

1.4L	187
------------	-----

Pontiac

0.8L	187
1.0L	187

Renault

1.6L	187
2.0L	187

Seat

1.6L	187
1.8L	187
2.0L	188

Suzuki

1.3L	188
1.6L	188
2.0L	188

Volkswagen

1.6L	188
1.7L	188
1.8L	188
1.9L	189
2.0L	189

Chrysler

1.0L	193
1.1L	193
2.4L	193
3.0L	193
3.5L	193

Cummins

N/A	194
-----------	-----

Ford

2.0L	194
------------	-----

General Motors

1.4L	194
1.6L	194
1.8L	194

Honda

N/A	195
-----------	-----

Hyundai

N/A	195
-----------	-----

Mitsubishi

N/A	195
-----------	-----

Nissan/Datsun

1.6L	195
------------	-----

Peugeot

1.6L	196
------------	-----

Renault

N/A	187
-----------	-----

Volkswagen

1.6L	196
1.7L	196
1.8L	196
2.0L	196

•AUDI		Cirrus	149	Verna	183
A3	181	Cirrus Up	149	•FIAT	
A4	181	Concorde	7,10,170,175	Albea	183
A4 Quattro	181	Coronet	16,24,25,26,163,164	Palio	183
TT	181	D100	11,14,17,22,163,164,174	Strada	183
TT Quattro	181	D100 Pick Up	25,163	•FORD	
Turbo A4	181	D150	11,14,20,28,30,163,164,174	Aerostar	31,40,167,168
Turbo TT	181	D200	1,18,27,164,165,175	Bronco	36,37,39,46,48,49,60,62,161,163,165
•BUICK		D200 Pick Up	25,165	Bronco II	37,64
LaCrosse	1,155	D250	12,15,21,22,29,30,164,165,175	Brougham	3,157
LeSabre	2,177	D300	10,18,19,27,164,165,175	Camiones	40,46,161,162
Regal	1, 2, 3,155, 168,177	D300 Pick Up	25,164,165	Club Wagon	35,55,161,171
Skylark	1, 2, 3, 167,170,177	D350	21,30,31,164,165	Contour	149
Verano	1,155	D400	29,164,165	Country Sedan	58,62,176
•CADILLAC		D450	29,164,165	Country Squire	58,62,176
Cimarron	3,168	Dakota	7,12,14,15,16,22,23,31,164,165,166,169	Courier	33,164
Escalade	3,157,160	Dart	11,15,24,25,26,164,165,175	Crown Victoria	43,45,49,62,165,169,170
Fleetwood	3,157	Daytona	181,182,183	Custom 500	58,60,63,176
•CHEVROLET		Dinasty	182	E-100	36,46,161,163
Astra	4,155,185	Durango	12,15,16,17,23,32,33,156,169,174	E-100 Econoline Club	47,163
Avalanche 1500	93,160	Expo	181	E-100 Econoline Club W.	50,165
C10	75,83,84,88,96,99,158,161,177	Grand Caravan	9,13,170	E-150	46,47,50,58,163,165,169,171
C10 Pick UP	86,87,177	Grand Voyager	9,10,13,14,170	E-150 Club Wagon	42,45,55,169,171
C10 Suburban	86,177	Horizon	181	E-150 Econoline	42,48,51,58,61,67,165,171
C15	94,96,106,166	Imperial	21,164	E-150 Econoline Club W.	42,44,47,48,51,52,61,163,165,169,170,171
C15 Suburban	96,166	Intrepid	7,8,10,120,175	E-200	36,161
C1500	75,78,90,97,99,100,106,157,158,166,177	Lancer	181	E-200 Econoline	46,163
C1500 Pick Up	95,166	Le Baron	12,19,28,164,165,175	E-250	42,45,55,56,169,171
C1500 Suburban	98,158	Le Baron LHS	193	E-250 Econoline	42,48,50,51,52,61,62
C20	75,83,84,98,158,166,177	Medallion	181	E-250 Econoline Club W.	47,163
C20 Pick Up	87,177	Mini RAM	182	E-250 Super Duty	56,171,172
C20 Suburban	87,88,97,177	Mini RAM Van	193	E-300	36,161
C25	106,166	Modelos K	149,181	E-350	50,54,65,171
C25 Suburban	96,166	Monaco	11,175	E-350 Club Wagon	55,171,172
C2500	77,90,91,97,99,101,157,158,166,177	Neon	149,181,182,193	E-350 Econoline	51,64,67,170,171,172
C30	84,88,97,166,177	New Yorker	9,12,13,20,28,164,165,170,175	E-350 Econoline Club W.	52,62,64,165,170,171,172
C35	106,166	New Yorker LHS	193	E-350 Super Duty	56,171,172
C3500	97,99,101,157	Newport	20,26,164,165	E-450	54,171
Captiva Sport	5,6,155	Nitro	13,174	E-450 Econoline	52,171
Cavalier	4,68,69,70,72,155,168,170	Omni	181	E-450 Econoline Super D.	65,170
Cobalt	4,5,155	PT Cruiser	193	E-450 Super Duty	55,172
Equinox	5,6,7,73,155,167	RAM 1500 VAN	15,169	Econoline	36,43,53,161,171,174
HHR	4,5,6,155	RAM 2500 VAN	169	Econoline 150	50,52,66,171
Impala	7,73,74,83,85,88,89,95,105,107,155,158,167,178	RAM 3500 VAN	169	Econoline 250	50,51,52,66,171
Orlando	6,155	Reliant	181	Econoline 350	51,66,171
Zafira	4,155	Royal Mini RAM Van	193	Econoline Super Duty	64,170
•CHRYSLER		Sebring	8,9,175	Ecosport	34,161
300	8,24,32,156,175	Shadow	181,182,183	Elite	59,63,176
300M	193	Spirit	182	Escape	38,159,184,194
Acclaim	182	Spirit Acclaim	182	Escort	149,183,184,194
Aries	181	Stealth	183	Escort 2X2	183
Aspen	24,27,156,163,164	Stratus	8,149,175	Excursion	53,65,170,172
Avenger	181	Sundance	181	Expedition	43,44,45,51,54,57,66,67,161,169,170,171,172
B100	17,18,27,163,164	TC Maserati	183	Explorer	40,41,43,46,161,167,169,176
B100 Van	24,163	Town & Country	9,10,12,13,20,28,164,165,170,175	Explorer Sport Trac	41,176
B150	14,21,22,163,164	Valiant	10,17,27,164,165,175	F-100	47,163,184,185
B200	18,26,163,164	Volare	11,19,27,164	F-150	42,44,45,46,47,49,50,52,53,56,57,61,62,66,67,161,163,165,169,170,171,172
B200 Van	24,163	Voyager	10,14,170	F-150 Econoline	165
B250	14,21,22,30,163,164	•CUMMINS		F-150 Heritage	45,56,169
B300	18,26,163,164	Cummins Big Cam	194	F-250	44,47,49,50,61,66,67,161,163,165,166,170,171
B300 Van	25,163	•DODGE		F-250 Econoline	48,165,166
B350	21,22,31,163,164	Atos By Dodge	181,193	F-250 Super Duty	53,57,170
Barracuda	11,17,164,174	Attitude	183	F-350	46,54,61,62,67,68,163,165,166
Belvedere	16,164	Challenger	24,33,156,163	F-350 Super Duty	65,170
Belvedere II	16,164	Charger	9,16,24,25,26,33,156,163,164,175	F-450 Super Duty	65,170
Breeze	181	H100 Pick Up	183	F-550 Super Duty	65,170
Caravan	9,13,14,170	H100 Van	183	Fairmont	39,161,184
		Magnum	8,33,156,175	Fiesta	33,34,161
		RAM 1500	32,156	Fiesta Ilkon	34,161
		RAM 2500	32,156		
		RAM 3500	31,156,169		
		RAM 50	183		
		RAM Charger	11,19,23,26,30,31,164,165		

Five Hundred	38,159
Focus	34,149,161,184,194
Freestar	40,169
Freestyle	38,159
Fusion	58,159
Galaxie 500	46,59,63,163,176
Gran Torino	41,59,63,162,176
Granada	42,47,162,166,184
GT-40	172
Ikon	34,161
KA	34,161
LTD	49,59,60,61,163,166,176
LTD Brougham	184
LTD II	60,64,176
Maverick	36,39,41,161,162
Mondeo	184,194
Mustang	36,38,39,41,43,48,49,58,161,162,165,166, 169,170,176,184
Mustang Ghia	184
Mustang GLX	184
Mustang GT	161,184
Mustang II	184
Mystique	150,183,194
Pinto	184
Probe	37,168,183
Ranch Wagon	59,63,176
Ranchero	41,59,60,63,162,176
Ranger	35,37,40,156,164,167,168,176,183,184,185
Ranger Super Cab	184
Ranger XL	185
Stations Bus	35,161
Taurus	35,37,38,39,136,159,168,169
Tempo	34,37,156,168
Thunderbird	39,43,48,49,60,64,165,166,169,170,176,184
Thunderbird LX	44,161
Topaz	35,57,161
Torino	41,59,60,63,176
Transit Connect	34,161
Villager	35,36,39,42,161
Windstar	38,40,168,169

•GENERAL MOTORS

Alero	73,167
Astra (Ecotec)	194
Astro	74,78,81,156,158,160
Beretta	68,72,168
Biscayne	84,86,94,95,105,177
Blazer	79,80,81,87,89,99,156,158,160,177
Bravada	81,160
Caballero	74,75,158
Camaro	70,74,83,86,87,88,89,91,95,99,103,157,158, 160,167,177
Caprice	74,75,83,84,87,89,90,91,95,105,157,158,177
Celebrity	69,71
Century	68,69,71,73,83,97,167,168,177
Chevelle	85,87,95,105,178
Chevy C2	185
Chevy Joy	185
Chevy Monza	185
Chevy Pop	185
Chevy Swing	185
Citation	69,167
Citation II	70,167
Corsa	185,194
Corsica	68,72,168
Corvette	89,95,105,157,160,178
Cruze	185
Cutlass	83,89,97,98,178
Cutlass Ciera	68,69,71,167,168
Cutlass Cruiser	71
Cutlass Supreme	71
El Camino	74,75,82,85,87,88,95,105,158,178
Express 1500	80,82,91,93,102,159,158,160
Express 2500	80,81,86,92,93,102,104,157,158,160
Express 3500	93,102,104,157,160
G10	75,77,90,99,157,158

G15	106,166
G1500	97,106,166
G20	78,90,98,157,158
G2500	98,107,166
G3	185
G30	78,98,157,158
G3500	98,107,166
Jimmy	77,79,82,88,89,94,105,157,158,160, 166,178
K10	84,99,158,166
K15 Suburban	166
K1500	75,78,90,91,100,107,157
K10	84,99,158,166
K15 Suburban	166
K1500	75,78,90,91,100,107,157
K1500 Suburban	100,157
K20	76,186,158,166
K20 Pick Up	84,166
K2500	78,91,100,101,157,158
K2500 Suburban	101,157
K3500	100,101,157,158
LLV	68,168
Lumina	72,167,168
Luv	185
Malibu	4,5,6,69,72,74,83,85,88,96,105,155, 158,167,170,178
Meriva (Ecotec)	194
Monte Carlo	72,73,76,158,167
Omega	69,167
Optra	185
P30	76,79,81,100,101,157,158,160
P35	96,166
P350	64,176
P3500	81,98,160,166
P40	76,158
P400	64,176
P500	64,176
S10	68,70,77,79,81,157,158,160,167,168
S10 Blazer	70,158,167
S15	70,76,157,167
S15 Jimmy	70,76,157,167
Safari	76,79,82,157,158,160
Savana 1500	80,82,92,93,102,157,158,160
Savana 2500	80,82,86,92,93,102,157,158,160
Savana 3500	86,102,157,160
Sierra	86,160
Sierra 1500	82,92,160
Sierra 1500 HD	103,160
Sierra 2500	92,103,160
Sierra 2500 HD	104,160
Sierra 3500	104,160
Sierra C3	103,160
Silhouette	72,73,167,168
Silverado 1500	82,85,92,160
Silverado 1500 HD	104,160
Silverado 2500	92,103,160
Silverado 2500 HD	104,160
Silverado 3500	94,104,160
Sonic	185
Sonoma	69,71,77,80,81,157,158,160,167,168
Sonora	94,160
SSR	94,160
Suburban	103,160
Suburban 1500	93,160
Tahoe	85,93,100,103,157,158,160
Tornado	185
Tracker	185
Trailblazer EXT	94,160
Uplander	73,167
Venture	73,167
W3500 Tiltmaster	106,160
W4500 Tiltmaster	104,160
Yukon	86,92,101,157,160
Yukon XL 2500	103,160
Zafira (Ecotec)	185

•GMC (GENERAL MOTORS COMPANY)

Terrain	107,155
---------	---------

•HONDA

Accord	195
B2	195
Civic	185
F22B1	195
F22B6	195
Prelude	195

•HYUNDAI

Sonata	186
--------	-----

•ISUZU

Hombre	107,108,158,168
Rodeo	107,167
Rodeo Sport	186
Trooper	107,167

•JEEP

Cherokee	108,109,114,166,167,172
CJ5	112,114,172
CJ6	112,114,172
CJ7	108,112,115,166,172
Comanche	108,109,166,167
Commander	110,115,117,156,174
Commando	112,114,172
DJ5	112,114,172
Gladiator	110,172
Grand Cherokee	110,115,116,117,157,169,174
Grand Wagoneer	116,169
J-10	114,172,173
J-100	111,113,172,173
J-20	114,115,173
J-2500	111,113,173
J-2600	111,113,116,173
J-2700	110,116,173
J-2800	110,116,173
J-3500	110,116,173
J-3600	110,116,173
J-3700	110,116,173
J-3800	111,112,117,173
J-4500	111,113,173
J-4600	111,113,173
J-4700	111,113,173
J-4800	112,113,173
Jeepster	112,113,173
Liberty	109,174
Scrambler	108,115,166,173
TJ	109,167
Wagoneer	108,109,111,114,115,167,173
Wrangler	108,109,167

•LAND ROVER

Discovery	117,176
-----------	---------

•LINCOLN

Continental	118,125,169,176
LS	118,159
Mark LT	123
Mark V	124,177
Mark VII	122,165
Navigator	122,170,172
Town Car	119,120,161,169,170
Zephyr	118,121,159,177

•MAZDA

3	126,161
---	---------

6	127,159
B2300	126,156,186
B2500	186
B3000	126,168
B4000	127,167,176
MPV	127,159
MX-5	126,161
MX-5/Miata	126,161
MX-6	186
Navajo	127,167
Tribute	126,127,159
Tribute DX	186
•MERCURY	
Capri	121,122,166,176
Colony Park	123,125,176
Comet	119,120,162,176
Cougar	118,120,121,122,123,124,125,159,165,166,169,170,176
Cougar XR7	119,161
Grand Marquis	119,121,122,124,125,161,165,166,176
Mariner	127,159
Marquis	121,123,124,126,166,177,184
Milan	127,159
Monarch	118,119,121,129,162,166,177
Montego	118,120,123,124,159,162,179
Monterey	123,125,177
Mountaineer	118,119,120,161,169,176
Sable	117,118,156,159,168,169
•MITSUBISHI	
Diamante	186
Eclipse	186
Galant	186,195
Mighty Max	186
Mirage	186
Montero	186,195
Sigma	186,195
•NISSAN / DATSUN	
411	128,162
240SX	131,132,156,161
300ZX	195
520 Pick Up (Datsun)	128,162
521 Pick Up (Datsun)	128,162
720 (Datsun)	131,157
Altima	132,133,159,161
Aprio	151,187,196
Axxess	132,156
D21	131,132,156,157,158,195
Estaquitas	130,162
Frontier	132,161
GST	186
Guayin (Datsun)	128,129,130,162
Hikari	186,195
Ichi Van	131,156
Maxima	195
NX Coupe	129,163
Pathfinder	131,157,158,195
Pick Up	129,130,132,156,162
Platina	150,186,195,196
Quest	195
Sakura (Datsun)	130,162
Samurai	130,162
Sedan (Datsun)	128,130,162
Sentra	129,130,131,133,150,159,161,163
Stanza	132,156
Tiida	130,159
Tsuru	129,150,163,195
Tsuru I	186
Tsuru II	186
Urvan	132,161
Versa	131,159
VG33E	195

Xterra	133,161
•OLDSMOBILE	
Achieva	133,170
Alero	133,170
•PEUGEOT	
206	187,196
206CC	187
207 Active	187
207 Compact Trendy	187
207 Grand Raid	187
Allure	187
Feline	187
Partner Vu	187
•PONTIAC	
6000	135,136,167,168
Aztek	137,167
Boneville	138,141,158,178
Catalina	139,140,178
Fiero	136,167
Firebird	136,137,139,140,141,142,157,160,167,178
G5	134,135,155
G6	134,135,138,155,167
Grand AM	133,134,137,140,155,167,170,178
Grand LeMans	139,140,141,178
Grand Prix	136,137,138,139,140,141,157,158,167,168,178
Laurentian	139,178
LeMans	138,140,141,178
Montana	137,138,168
Parisienne	138,139,140,142,158,178
Phoenix	135,139,141,167,178
Pursuit	134,155
Solstice	134,135,155
Sunbird	137,140,168,178
Sunfire	133,134,155,168,170
Tempest	136,168
Torrent	138,168
Trans Sport	137,168
Ventura	139,141,178
Vibe	135,155
•RENAULT	
Clio	151,187,196
Euroclio	187,196
Kangoo	151,187,196
Laguna	187
Megane	187,196
Megane CC	187
Megane II	187
Sandero	187,196
Scenic	187
Stepway	187,196
•SAAB	
9-3	145,155
9-3X	145,155
•SATURN	
Aura	144,155
Ion	142,143,144,155
L100	143,155
L300	143,156
LS1	143,156
LW1	143,156
LW200	143,156
Sky	144,156
Vue	143,144,156

•SEAT	
Alhambra	187
Cordoba	187,188
Freerack	188
Toledo	187
•SUZUKI	
Esteem	188
G16N	188
G16S	188
G16T	188
Sidekick	188
Swift	188
Swift DLX	188
Swift GA	188
Vitara	188
•TOYOTA	
4Runner	144,175
Camry	145,162
Celica	144,175
Corolla	145,162
Highlander	144,162
Matrix	145,162
Rav4	144,145,162
Solara	145,162
•VAM	
American	145,146, 173
AMX	146,173
Classic	145,155,173
Grenlin	145,146,173
Javelin	146,173
Pacer	146,173,174
Rambler	146,174
•VOLKSWAGEN	
Atlantic	151,188,196
Beetle	189,196
Bora	189
Cabrio	189,196
Caribe	151,188,196
Corsar	151,188,196
Crossfox	188
Derby	152,189,196
Eurovan (Diesel)	189
Gol	188
Golf	152,188,189,196
Golf GTI	189,196
Jetta	152,188,189,196
Jetta (Diesel)	189
Lupo	188
Passat	189
Saveiro	188
Sharan	189
Sportvan	188
Van	188,196



Armadora



Litros



CID



CC/Cil/Motor



Aplicación



Años



N° de Parte



Fotografía

Buick








Buick	2.4L	146	2392cc 4CIL DOHC	Skylark	1997 1998	TK900405FP	
Buick	2.4L	145	2384cc 4CIL	LaCrosse	2010 2015	TK010249FP	
Buick	2.4L	145	2384cc 4CIL	Regal	2011 2015	TK010249FP	
Buick	2.4L	145	2384cc 4CIL	Verano	2012 2015	TK010249FP	
Buick	2.4L	145	2384cc 4CIL	Regal	2012	TK010249FP	
Buick	2.4L	145	2384cc 4CIL	Verano	2014 2015	TK010249FP	
Buick	2.4L	145	2384cc 4CIL	Regal	2015	TK010249FP	
Buick	2.8L	173	V6	Skylark	1980 1985	TK680611	











Armadora
 Litros
 CID
 CC/Cil/Motor
 Aplicación
 Años
 N° de Parte
 Fotografía

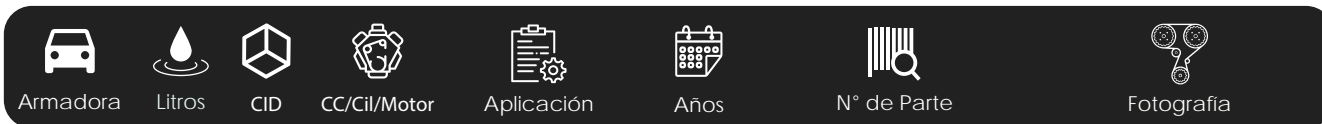
Buick

Buick	2.8	173	V6	Skylark	1985	TK712019/ TK722019	
Buick	2.8	173	V6	Regal	1988 1989	TK712019/ TK722019	
Buick	3.1	189	V6	Regal	1989 1993	TK712019/ TK722019	
Buick	4.4	267	V8	Regal	1981 1982	TK999091	
Buick	4.4	267	V8	LeSabre	1982	TK999091	
Buick	5.0	305	V8	Skylark	1977 1979	TK999091	
Buick	5.0	305	V8	Regal	1977 1987	TK999091	
Buick	5.0	305	V8	LeSabre	1978	TK999091	

 Armadora
  Litros
  CID
  CC/Cil/Motor
  Aplicación
  Años
  N° de Parte
  Fotografía

Buick/Cadillac

Buick	5.7	350	V8	Regal	1977	TK999091	
Buick	5.7	350	V8	Skylark	1977 1979	TK999091	
C Cadillac	2.8	173	V6	Cimarron	1985 1988	TK712019/ TK722019	
Cadillac	5.0	305	V8	Brougham	1991 1992	TK063297	
Cadillac	5.7	350	V8	Brougham	1990 1991	TK063291	
Cadillac	5.7	350	V8	Fleetwood	1993	TK063297	
Cadillac	5.7	350	V8	Escalade	1999 2000	TK063297	
Cadillac	6.0	364	V8	Escalade	2002 2006	TK242627	



Chevrolet

Chevrolet	2.2	134	2198cc 4CIL DOHC	Astra	2001 2002	TK010249FP	
Chevrolet	2.2	134	2198cc 4CIL	Cavalier	2002	TK010249FP	
Chevrolet	2.2	134	2198cc 4CIL DOHC	Zafira	2002 2006	TK010249FP	
Chevrolet	2.2	134	2198cc 4CIL	Cavalier	2003 2005	TK010249FP	
Chevrolet	2.2	134	2198cc 4CIL	Classic	2004 2005	TK010249FP	
Chevrolet	2.2	134	2198cc 4CIL	Malibu	2004 2007	TK010249FP	
Chevrolet	2.2	134	2198cc 4CIL	Cobalt	2005 2010	TK010249FP	
Chevrolet	2.2	134	2189cc L4	HHR	2006	TK010249FP	



Armadora



Litros



CID



CC/Cil/Motor



Aplicación



Años



N° de Parte



Fotografía

Chevrolet

Chevrolet	2.2	134	2198cc 4CIL	HHR	2007 2008	TK010249FP	
Chevrolet	2.2	134	2189cc L4	HHR	2009 2011	TK010249FP	
Chevrolet	2.4	145	4CIL	Cobalt	2006 2008	TK010249FP	
Chevrolet	2.4	145	4CIL	HHR	2006 2010	TK010249FP	
Chevrolet	2.4	147	2405cc 4CIL	Captiva Sport	2008	TK010249FP	
Chevrolet	2.4	134	2198cc L4	Malibu	2008	TK010249FP	
Chevrolet	2.4	145	L4	Malibu	2008 2012	TK010249FP	
Chevrolet	2.4	145	4CIL	Equinox	2010 2015	TK010249FP	



Armadora
 Litros
 CID
 CC/Cil/Motor
 Aplicación
 Años
 N° de Parte
 Fotografía

Chevrolet

Chevrolet	2.4	147	2405cc 4CIL	Captiva Sport	2010 2015	TK010249FP	
Chevrolet	2.4	145	L4	HHR	2011	TK010249FP	
Chevrolet	2.4	145	2384cc L4	Equinox	2011	TK010249FP	
Chevrolet	2.4	145	2384cc L4	Orlando	2012	TK010249FP	
Chevrolet	2.4	145	L4	Equinox	2012 2013	TK010249FP	
Chevrolet	2.4	145	2384cc 4CIL	Malibu	2012 2014	TK010249FP	
Chevrolet	2.4	145	L4	Captiva Sport	2012 2015	TK010249FP	
Chevrolet	2.4	145	L4	Orlando	2013 2014	TK010249FP	



Armadora



Litros



CID



CC/Cil/Motor



Aplicación



Años



N° de Parte



Fotografía

Chevrolet/Chrysler

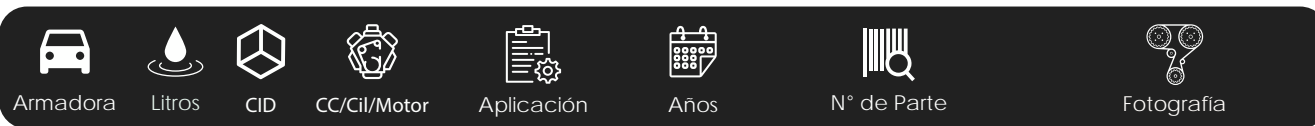
Chevrolet	2.4	145	2384cc 4Cil	Impala	2014	TK010249FP	
Chevrolet	2.4	145	L4	Equinox	2014 2015	TK010249FP	
Chrysler	2.5	153	2507cc L4	Dakota	1996 2001	TK640708FP	
Chrysler	2.7	167	2700cc V6 DOHC	Concorde	1998 1999	TK979360425F	
Chrysler	2.7	167	2700cc V6 DOHC	Intrepid	1998 1999	TK979360425F	
Chrysler	2.7	167	2700cc DOHC	Concorde	2002 2004	TK979339F	BW Automotive Motor Parts®
Chrysler	2.7	167	2700cc V6 DOHC	Concorde	2002 2004	TK9793624039F	BW Automotive Motor Parts®
Chrysler	2.7	167	2700cc DOHC	Intrepid	2002 2004	TK979339F	BW Automotive Motor Parts®



Armadora
 Litros
 CID
 CC/Cil/Motor
 Aplicación
 Años
 N° de Parte
 Fotografía

Chrysler

Chrysler	2.7	167	2700cc V6 DOHC	Intrepid	2002 2004	TK9793624039F	BW	Automotive Motor Parts®
Chrysler	2.7	167	2700cc DOHC	Stratus	2004 2006	TK979339F	BW	Automotive Motor Parts®
Chrysler	2.7	167	2700cc V6 DOHC	Stratus	2004 2006	TK9793624039F	BW	Automotive Motor Parts®
Chrysler	2.7	167	2700cc DOHC	300	2005 2007	TK979339F	BW	Automotive Motor Parts®
Chrysler	2.7	167	2700cc V6	300	2005 2007	TK9793624039F	BW	Automotive Motor Parts®
Chrysler	2.7	167	2700cc DOHC	Magnum	2005 2007	TK979339F	BW	Automotive Motor Parts®
Chrysler	2.7	167	2700cc V6 DOHC	Magnum	2005 2007	TK9793624039F	BW	Automotive Motor Parts®
Chrysler	2.7	167	2700cc DOHC	Sebring	2005 2007	TK979339F	BW	Automotive Motor Parts®



Chrysler

Chrysler	2.7	168	2700cc V6 DOHC	Sebring	2005 2007	TK9793624039F	BW Automotive Motor Parts®
Chrysler	2.7	167	2700cc V6 DOHC	Charger	2006 2007	TK9793624039F	BW Automotive Motor Parts®
Chrysler	2.7	167	2700cc DOHC	Charger	2006 2007	TK979339F	BW Automotive Motor Parts®
Chrysler	3.3	201	V6	New Yorker	1990 1993	TK888815	
Chrysler	3.3	201	V6	Town & Country	1990 1993	TK888815	
Chrysler	3.3	201	V6	Grand Voyager	1990 2000	TK888815	
Chrysler	3.3	201	V6	Caravan	1990 2003	TK888815	
Chrysler	3.3	201	V6	Grand Caravan	1990 2003	TK888815	



Armadora
 Litros
 CID
 CC/Cil/Motor
 Aplicación
 Años
 N° de Parte
 Fotografía

Chrysler

Chrysler	3.3	201	V6	Voyager	1991 2003	TK888815	
Chrysler	3.3	201	V6	Concorde	1993 1996	TK888815	
Chrysler	3.3	201	V6	Intrepid	1993 1997	TK888815	
Chrysler	3.3	201	V6	Intrepid	1994 1995	TK888815	
Chrysler	3.3	201	V6	Town & Country	1996 2003	TK888815	
Chrysler	3.3	201	V6	Grand Voyager	2000	TK888815	
Chrysler	3.7	225	L6	D300	1960 1978	TK951491	
Chrysler	3.7	225	L6	Valiant	1961 1972	TK951491	

 Armadora
  Litros
  CID
  CC/Cil/Motor
  Aplicación
  Años
  N° de Parte
  Fotografía

Chrysler

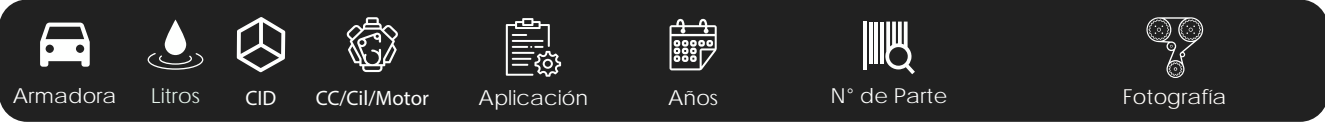
Chrysler	3.7	225	L6	Dart	1961 1976	TK951491	
Chrysler	3.7	225	L6	D200	1961 1979	TK951491	
Chrysler	3.7	225	L6	Barracuda	1964 1972	TK951491	
Chrysler	3.7	225	L6	D100	1971 1987	TK951491	
Chrysler	3.7	225	L6	RAM Charger	1974 1980	TK951491	
Chrysler	3.7	225	L6	Volare	1976 1980	TK951491	
Chrysler	3.7	225	L6	Monaco	1977 1978	TK951491	
Chrysler	3.7	225	L6	D150	1977 1987	TK951491	



Armadora
 Litros
 CID
 CC/Cil/Motor
 Aplicación
 Años
 N° de Parte
 Fotografía

Chrysler

Chrysler	3.7	225	L6	Le Baron	1978 1981	TK951491	
Chrysler	3.7	225	L6	Town & Country	1978 1981	TK951491	
Chrysler	3.7	225	L6	Cordoba	1980 1983	TK951491	
Chrysler	3.7	225	L6	D250	1981 1987	TK951491	
Chrysler	3.7	225	L6	New Yorker	1982	TK951491	
Chrysler	3.7	226	V6	RAM 1500	2002 2003	TK94932432FP	
Chrysler	3.7	226	V6	Durango	2004 2009	TK94936824FP	
Chrysler	3.7	226	V6	Dakota	2004 2010	TK94936824FP	



Chrysler









Chrysler	3.7	226	V6	RAM 1500	2004 2010	TK94936824FP	
Chrysler	3.7	226	V6	Nitro	2007 2010	TK94936824FP	
Chrysler	3.8	230	V6	Caravan	1990 2003	TK888815	
Chrysler	3.8	230	V6	Grand Caravan	1990 2003	TK888815	
Chrysler	3.8	230	V6	New Yorker	1991 1993	TK888815	
Chrysler	3.8	230	V6	Grand Voyager	1994 1995	TK888815	
Chrysler	3.8	230	V6	Grand Caravan	1994 2003	TK888815	
Chrysler	3.8	230	V6	Town & Country	1994 2003	TK888815	








Armadora
 Litros
 CID
 CC/Cil/Motor
 Aplicación
 Años
 N° de Parte
 Fotografía

Chrysler

Chrysler	3.8	230	V6	Caravan	1996 1999	TK888815	
Chrysler	3.8	230	V6	Voyager	1998 1999	TK888815	
Chrysler	3.8	230	V6	Grand Voyager	1999	TK888815	
Chrysler	3.9	239	V6	Dakota	1987 1990	TK600297	
Chrysler	3.9	239	V6	D100	1988 1989	TK600297	
Chrysler	3.9	239	V6	B250	1988 1990	TK600297	
Chrysler	3.9	239	V6	D150	1988 1990	TK600297	
Chrysler	3.9	239	V6	B150	1988 1991	TK600297	

 Armadora
  Litros
  CID
  CC/Cil/Motor
  Aplicación
  Años
  N° de Parte
  Fotografía

Chrysler









Chrysler	3.9	239	V6	D250	1988 1990	TK600297	
Chrysler	3.9	239	V6	Dakota	1991 2003	TK812112	
Chrysler	3.9	239	V8	RAM 1500	1994 1998	TK812112	
Chrysler	3.9	239	V6	Durango	1998 1999	TK812112	
Chrysler	3.9	239	V6	RAM 1500 VAN	1999 2003	TK812112	
Chrysler	3.9	239	V8	RAM 2500 VAN	2000 2001	TK812112	
Chrysler	3.9	239	V6	RAM 2500 VAN	2001	TK812112	
Chrysler	4.5	273	V8	Dart	1964 1969	TK615859	











Armadora
 Litros
 CID
 CC/Cil/Motor
 Aplicación
 Años
 N° de Parte
 Fotografía

Chrysler

Chrysler	4.5	273	V8	Belvedere II	1965 1967	TK615859	
Chrysler	4.5	273	V8	Coronet	1965 1968	TK615859	
Chrysler	4.5	273	V8	Charger	1966	TK615859	
Chrysler	4.5	273	V8	Belvedere	1968	TK615859	
Chrysler	4.7	287	V8	Dakota	2000 2002	TK94935452FP	
Chrysler	4.7	287	V8	Durango	2000 2002	TK94935452FP	
Chrysler	4.7	287	V8	RAM 1500	2002	TK94935452FP	
Chrysler	4.7	287	V8	Dakota	2003 2007	TK94935270FP	

 Armadora
  Litros
  CID
  CC/Cil/Motor
  Aplicación
  Años
  N° de Parte
  Fotografía

Chrysler









Chrysler	4.7	287	V8	RAM 1500	2003 2007	TK94935270FP	
Chrysler	4.7	285	V8	Durango	2003 2008	TK94935270FP	
Chrysler	5.2	318	V8	Barracuda	1968 1974	TK615859	
Chrysler	5.2	318	V8	Valiant	1968 1976	TK615859	
Chrysler	5.2	318	V8	Valiant	1968 1976	TK600297	
Chrysler	5.2	318	V8	D100	1975 1979	TK600297	
Chrysler	5.2	318	V8	D100	1975 1979	TK615859	
Chrysler	5.2	318	V8	B100	1975 1980	TK600297	











Armadora
 Litros
 CID
 CC/Cil/Motor
 Aplicación
 Años
 N° de Parte
 Fotografía

Chrysler

Chrysler	5.2	318	V8	B100	1975 1980	TK615859	
Chrysler	5.2	318	V8	B200	1975 1980	TK615859	
Chrysler	5.2	318	V8	B200	1975 1980	TK600297	
Chrysler	5.2	318	V8	B300	1975 1980	TK600297	
Chrysler	5.2	318	V8	D200	1975 1980	TK615859	
Chrysler	5.2	318	V8	B300	1975 1980	TK615859	
Chrysler	5.2	318	V8	D200	1975 1980	TK600297	
Chrysler	5.2	318	V8	D300	1975 1980	TK600297	

 Armadora
  Litros
  CID
  CC/Cil/Motor
  Aplicación
  Años
  N° de Parte
  Fotografía

Chrysler







Chrysler	5.2	318	V8	D300	1975 1980	TK615859	
Chrysler	5.2	318	V8	Cordoba	1975 1983	TK600297	
Chrysler	5.2	318	V8	Cordoba	1975 1983	TK615859	
Chrysler	5.2	318	V8	RAM Charger	1975 1989	TK615859	
Chrysler	5.2	318	V8	RAM Charger	1975 1991	TK600297	
Chrysler	5.2	318	V8	Volare	1976 1980	TK600297	
Chrysler	5.2	318	V8	Le Baron	1977 1981	TK600297	
Chrysler	5.2	318	V8	Le Baron	1977 1981	TK615859	











Armadora
 Litros
 CID
 CC/Cil/Motor
 Aplicación
 Años
 N° de Parte
 Fotografía

Chrysler

Chrysler	5.2	318	V8	D150	1977 1989	TK615859	
Chrysler	5.2	318	V8	D150	1977 1991	TK600297	
Chrysler	5.2	318	V8	Town & Country	1978 1981	TK600297	
Chrysler	5.2	318	V8	Town & Country	1978 1981	TK615859	
Chrysler	5.2	318	V8	Newport	1979 1981	TK600297	
Chrysler	5.2	318	V8	Newport	1979 1981	TK615859	
Chrysler	5.2	318	V8	New Yorker	1979 1982	TK615859	
Chrysler	5.2	318	V8	New Yorker	1979 1982	TK600297	

 Armadora
  Litros
  CID
  CC/Cil/Motor
  Aplicación
  Años
  N° de Parte
  Fotografía

Chrysler

Chrysler	5.2	318	V8	D350	1981 1983	TK615859	
Chrysler	5.2	318	V8	Imperial	1981 1983	TK600297	
Chrysler	5.2	318	V8	D350	1981 1983	TK600297	
Chrysler	5.2	318	V8	B150	1981 1989	TK615859	
Chrysler	5.2	318	V8	B250	1981 1989	TK615859	
Chrysler	5.2	318	V8	B350	1981 1989	TK615859	
Chrysler	5.2	318	V8	D250	1981 1989	TK615859	
Chrysler	5.2	318	V8	B350	1981 1991	TK600297	











Armadora
 Litros
 CID
 CC/Cil/Motor
 Aplicación
 Años
 N° de Parte
 Fotografía

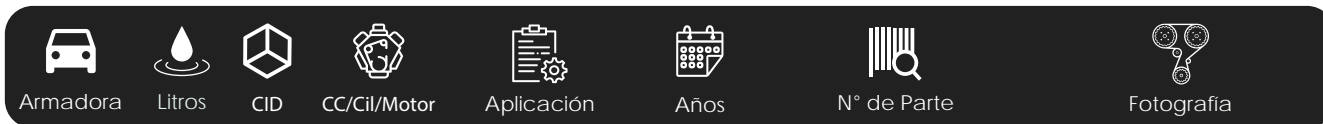
Chrysler

Chrysler	5.2	318	V8	B150	1981 1991	TK600297	
Chrysler	5.2	318	V8	B250	1981 1991	TK600297	
Chrysler	5.2	318	V8	B350	1981 1991	TK600297	
Chrysler	5.2	318	V8	D250	1981 1991	TK600297	
Chrysler	5.2	318	V8	D100	1986 1989	TK600297	
Chrysler	5.2	318	V8	D100	1986 1989	TK615859	
Chrysler	5.2	318	V8	Dakota	1989	TK615859	
Chrysler	5.2	318	V8	Dakota	1989 1991	TK600297	

 Armadora
  Litros
  CID
  CC/Cil/Motor
  Aplicación
  Años
  N° de Parte
  Fotografía









Chrysler

Chrysler	5.2	318	V8	RAM Charger	1990 1993	TK812112	
Chrysler	5.2	318	V8	Dakota	1990 1999	TK812112	
Chrysler	5.2	318	V8	RAM 1500	1994 2001	TK812112	
Chrysler	5.2	318	V8	RAM 2500	1994 1996	TK812112	
Chrysler	5.2	318	V8	Durango	1998 2000	TK812112	
Chrysler	5.2	318	V8	RAM 1500 VAN	1999 2003	TK812112	
Chrysler	5.2	318	V8	RAM 2500 VAN	1999 2003	TK812112	
Chrysler	5.2	318	V8	RAM 3500 VAN	1999 2003	TK812112	








Chrysler

Chrysler	5.6	340	V8	Challenger	1970 1973	TK600297	
Chrysler	5.6	340	V8	Dart	1970 1973	TK600297	
Chrysler	5.6	340	V8	Charger	1971 1973	TK600297	
Chrysler	5.6	340	V8	Coronet	1972 1973	TK600297	
Chrysler	5.7	345	V8	300	2005 2008	TK049689FP	
Chrysler	5.7	345	V8	Aspen	2007 2008	TK049689FP	
Chrysler	5.9	360	V8	B100 Van	1971 1974	TK600297	
Chrysler	5.9	360	V8	B200 Van	1971 1974	TK600297	

 Armadora
  Litros
  CID
  CC/Cil/Motor
  Aplicación
  Años
  N° de Parte
  Fotografía

Chrysler









Chrysler	5.9	360	V8	B300 Van	1971 1974	TK600297	
Chrysler	5.9	360	V8	D100 Pick Up	1971 1974	TK600297	
Chrysler	5.9	360	V8	D200 Pick Up	1971 1974	TK600297	
Chrysler	5.9	360	V8	D200 Pick Up	1971 1974	TK615859	
Chrysler	5.9	360	V8	D300 Pick Up	1971 1974	TK615859	
Chrysler	5.9	360	V8	Coronet	1971 1976	TK615859	
Chrysler	5.9	360	V8	Dart	1971 1976	TK615859	
Chrysler	5.9	360	V8	Charger	1971 1978	TK615859	











Armadora
 Litros
 CID
 CC/Cil/Motor
 Aplicación
 Años
 N° de Parte
 Fotografía

Chrysler

Chrysler	5.9	360	V8	Newport	1971 1980	TK600297	
Chrysler	5.9	360	V8	Coronet	1973 1976	TK600297	
Chrysler	5.9	360	V8	Dart	1973 1976	TK600297	
Chrysler	5.9	360	V8	Charger	1974 1978	TK600297	
Chrysler	5.9	360	V8	Charger	1974 1978	TK615859	
Chrysler	5.9	360	V8	Ram Charger	1974 1981	TK600297	
Chrysler	5.9	360	V8	B200	1975 1980	TK600297	
Chrysler	5.9	360	V8	B300	1975 1980	TK600297	

 Armadora
  Litros
  CID
  CC/Cil/Motor
  Aplicación
  Años
  N° de Parte
  Fotografía

Chrysler








Chrysler	5.9	360	V8	Cordoba	1975 1980	TK600297	
Chrysler	5.9	360	V8	D200	1975 1980	TK615859	
Chrysler	5.9	360	V8	D300	1975 1980	TK615859	
Chrysler	5.9	360	V8	Valiant	1976	TK600297	
Chrysler	5.9	360	V8	B100	1976 1978	TK600297	
Chrysler	5.9	360	V8	Aspen	1976 1980	TK615859	
Chrysler	5.9	360	V8	Aspen	1976 1980	TK600297	
Chrysler	5.9	360	V8	Volare	1976 1980	TK600297	











Armadora
 Litros
 CID
 CC/Cil/Motor
 Aplicación
 Años
 N° de Parte
 Fotografía

Chrysler

Chrysler	5.9	360	V8	New Yorker	1977 1980	TK600297	
Chrysler	5.9	360	V8	New Yorker	1977 1980	TK615859	
Chrysler	5.9	360	V8	D150	1977 1982	TK615859	
Chrysler	5.9	360	V8	D150	1977 1982	TK600297	
Chrysler	5.9	360	V8	Le Baron	1978 1979	TK600297	
Chrysler	5.9	360	V8	Le Baron	1978 1979	TK615859	
Chrysler	5.9	360	V8	Town & Country	1978 1979	TK615859	
Chrysler	5.9	360	V8	Town & Country	1978 1979	TK600297	

 Armadora
  Litros
  CID
  CC/Cil/Motor
  Aplicación
  Años
  N° de Parte
  Fotografía

Chrysler








Chrysler	5.9	360	V8	D400	1978 1981	TK615859	
Chrysler	5.9	360	V8	D450	1978 1981	TK615859	
Chrysler	5.9	360	V8	D400	1978 1981	TK600297	
Chrysler	5.9	360	V8	D450	1978 1981	TK600297	
Chrysler	5.9	360	V8	D450	1978 1981	TK615859	
Chrysler	5.9	360	V8	D250	1981 1982	TK615859	
Chrysler	5.9	360	V8	D250	1981 1982	TK600297	
Chrysler	5.9	360	V8	D250	1981 1982	TK600297	




Armadora
 Litros
 CID
 CC/Cil/Motor
 Aplicación
 Años
 N° de Parte
 Fotografía

Chrysler

Chrysler	5.9	360	V8	D350	1981 1989	TK600297	
Chrysler	5.9	360	V8	B250	1984 1989	TK600297	
Chrysler	5.9	360	V8	D150	1984 1989	TK600297	
Chrysler	5.9	360	V8	D250	1984 1989	TK600297	
Chrysler	5.9	360	V8	D150	1984 1989	TK615859	
Chrysler	5.9	360	V8	D250	1984 1989	TK615859	
Chrysler	5.9	360	V8	RAM Charger	1984 1989	TK600297	
Chrysler	5.9	360	V8	RAM Charger	1984 1989	TK615859	

 Armadora
  Litros
  CID
  CC/Cil/Motor
  Aplicación
  Años
  N° de Parte
  Fotografía

Chrysler

Chrysler	5.9	360	V8	B350	1989 1991	TK600297	
Chrysler	5.9	360	V8	D350	1989 1991	TK615859	
Chrysler	5.9	360	V8	RAM Charger	1990 1993	TK812112	
Chrysler	5.9	360	V8	Dakota	1990 2003	TK812112	
Chrysler	5.9	360	V8	RAM 3500	1994	TK812112	
Chrysler	5.9	360	V8	RAM 2500	1994 2002	TK812112	
Chrysler	5.9	360	V8	RAM 1500	1994 2003	TK812112	
Chrysler	5.9	360	V8	RAM 3500	1997 2002	TK812112	



Armadora
 Litros
 CID
 CC/Cil/Motor
 Aplicación
 Años
 N° de Parte
 Fotografía

Chrysler/Dodge

Chrysler	5.9	360	V8	Durango	1998 2003	TK812112	
Chrysler	5.9	360	V8	RAM 1500 VAN	1999 2003	TK812112	
Chrysler	5.9	360	V8	RAM 2500 VAN	1999 2003	TK812112	
Chrysler	5.9	360	V8	RAM 3500 VAN	1999 2003	TK812112	
Chrysler	6.1	370	V8	300	2005 2010	TK049689FP	
D							
Dodge	5.7	345	V8	RAM 1500	2003 2008	TK049689FP	
Dodge	5.7	345	V8	RAM 2500	2003 2008	TK049689FP	
Dodge	5.7	345	V8	RAM 3500	2003 2008	TK049689FP	



Armadora



Litros



CID



CC/Cil/Motor



Aplicación



Años



N° de Parte



Fotografía

Dodge/Ford

Dodge	5.7	345	V8	Durango	2004 2006	TK049689FP	
Dodge	5.7	345	V8	Magnum	2005 2008	TK049689FP	
Dodge	5.7	345	V8	Charger	2006 2008	TK049689FP	
Dodge	6.1	370	V8	Magnum	2006 2008	TK049689FP	
Dodge	6.1	370	V8	Charger	2006 2010	TK049689FP	
Dodge	6.1	370	V8	Challenger	2008 2010	TK049689FP	
F							
Ford	1.6	97	1596cc 4CIL SOHC	Fiesta	2001	TK480100FP	
Ford	1.6	98	1598cc 4CIL SOHC	Courier	2001 2006	TK480100FP	



Armadora
 Litros
 CID
 CC/Cil/Motor
 Aplicación
 Años
 N° de Parte
 Fotografía

Ford

Ford	1.6	97	1596cc 4CIL SOHC	KA	2002 2006	TK480100FP	
Ford	1.6	97	1596cc 4CIL SOHC	Fiesta Ikon	2002 2007	TK480100FP	
Ford	1.6	97	1596cc 4CIL SOHC	Fiesta	2003 2006	TK480100FP	
Ford	1.6	97	1596cc 4CIL SOHC	Ikon	2004 2006	TK480100FP	
Ford	2.0	121	4CIL DOHC	Ecosport	2004 2008	TK279891FP	
Ford	2.0	121	4CIL DOHC	Focus	2005 2011	TK279891FP	
Ford	2.0	121	4CIL DOHC	Transit Connect	2010 2013	TK279891FP	
Ford	2.3	140	4CIL	Tempo	1984 1994	TK051817T	



Ford








Ford	2.3	140	4CIL	Topaz	1984 1994	TK051817T	
Ford	2.3	140	4CIL	Ranger	2001 2011	TK050698FP	
Ford	2.4	144	6CIL	Villager	1962 1963	TK510897	BW Automotive Motor Parts®
Ford	2.4	144	6CIL	Club Wagon	1962 1964	TK510897	BW Automotive Motor Parts®
Ford	2.4	144	6CIL	Stations Bus	1962 1964	TK510897	BW Automotive Motor Parts®
Ford	2.5	153	4CIL	Sable	1986	TK051817T	
Ford	2.5	153	4CIL	Taurus	1986 1990	TK051817T	
Ford	2.8	170	6CIL	Villager	1962	TK510897	BW Automotive Motor Parts®








Armadora
 Litros
 CID
 CC/Cil/Motor
 Aplicación
 Años
 N° de Parte
 Fotografía

Ford

Ford	2.8	170	6CIL	Mustang	1964 1965	TK510897	BW	Automotive Motor Parts®
Ford	2.8	170	6CIL	Villager	1964 1967	TK510897	BW	Automotive Motor Parts®
Ford	2.8	170	6CIL	Bronco	1966 1972	TK510897	BW	Automotive Motor Parts®
Ford	2.8	170	6CIL	E-100	1968 1971	TK510897	BW	Automotive Motor Parts®
Ford	2.8	170	6CIL	E-200	1968 1971	TK510897	BW	Automotive Motor Parts®
Ford	2.8	170	6CIL	E-300	1968 1971	TK510897	BW	Automotive Motor Parts®
Ford	2.8	170	6CIL	Econoline	1968 1971	TK510897	BW	Automotive Motor Parts®
Ford	2.8	170	6CIL	Maverick	1969 1972	TK510897	BW	Automotive Motor Parts®

 Armadora
  Litros
  CID
  CC/Cil/Motor
  Aplicación
  Años
  N° de Parte
  Fotografía

Ford

Ford	2.9	177	V6	Bronco II	1986 1990	TK605051FP	
Ford	2.9	177	V6	Ranger	1986 1992	TK605051FP	
Ford	3.0	182	V6	Aerostar	1986 1990	TK743649	
Ford	3.0	182	V6	Taurus	1986 1998	TK743649	
Ford	3.0	182	V6	Probe	1990 1992	TK743649	
Ford	3.0	182	V6	Ranger	1991 1998	TK743649	
Ford	3.0	182	V6	Tempo	1992 1994	TK743649	
Ford	3.0	182	V6	Topaz	1992 1994	TK743649	



Armadora
 Litros
 CID
 CC/Cil/Motor
 Aplicación
 Años
 N° de Parte
 Fotografía

Ford

Ford	3.0	182	V6	Windstar	1995 1998	TK743649	
Ford	3.0	182	V6 DOHC	Escape	2001 2005	TK082951FP	
Ford	3.0	182	V6 DOHC	Taurus	2001 2005	TK082951FP	
Ford	3.0	183	V6 DOHC	Five Hundred	2005 2007	TK082951FP	
Ford	3.0	183	V6 DOHC	Freestyle	2005 2007	TK082951FP	
Ford	3.0	183	V6 DOHC	Escape	2005 2008	TK082951FP	
Ford	3.0	183	V6 DOHC Sold in U.S.A.	Fusion	2006 2009	TK082953FP	
Ford	3.3	200	6CIL	Mustang	1964 1979	TK510897	



Ford

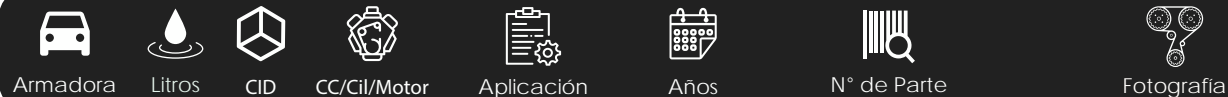
Ford	3.3	200	6CIL	Maverick	1969 1977	TK510897	BW Automotive Motor Parts®
Ford	3.3	200	6CIL	Bronco	1973 1974	TK510897	BW Automotive Motor Parts®
Ford	3.3	200	6CIL	Fairmont	1978 1983	TK510897	BW Automotive Motor Parts®
Ford	3.6	221	6CIL	Villager	1962	TK510897	BW Automotive Motor Parts®
Ford	3.6	260	6CIL	Villager	1962	TK510897	BW Automotive Motor Parts®
Ford	3.8	232	V6	Taurus	1988 1995	TK760039	
Ford	3.8	232	V6	Thunderbird	1988 1997	TK760039	
Ford	3.8	232	V6	Mustang	1994 2004	TK760039	



Armadora
 Litros
 CID
 CC/Cil/Motor
 Aplicación
 Años
 N° de Parte
 Fotografía

Ford

Ford	3.8	232	V6	Windstar	1995 2003	TK760039	
Ford	3.9	240	6CIL	Camiones	1965 1974	TK5055	
Ford	3.9	240	6CIL	Camiones	1965 1974	TK5257	
Ford	3.9	238	V6	Freestar	2004 2007	TK760039	
Ford	4.0	245	V6 OHV	Aerostar	1990 1994	TK645051FP	
Ford	4.0	245	V6 OHV	Ranger	1990 1994	TK645051FP	
Ford	4.0	245	V6 OHV	Explorer	1991 1994	TK645051FP	
Ford	4.0	245	V6	Ranger	1997 2008	TK980143FP	


Ford

Ford	4.0	245	V6	Explorer	1997 2010	TK980143FP	
Ford	4.0	245	V6	Explorer Sport Trac	1997 2010	TK980143FP	
Ford	4.0	245	V6	Mustang	2005 2010	TK980143FP	
Ford	4.1	250	6CIL	Mustang	1973	TK544215	BW Automotive Motor Parts®
Ford	4.1	250	6CIL	Ranchero	1973	TK544215	BW Automotive Motor Parts®
Ford	4.1	250	6CIL	Gran Torino	1973 1974	TK544215	BW Automotive Motor Parts®
Ford	4.1	250	6CIL	Torino	1973 1974	TK544215	BW Automotive Motor Parts®
Ford	4.1	250	6CIL	Maverick	1973 1977	TK544215	BW Automotive Motor Parts®



Armadora
 Litros
 CID
 CC/Cil/Motor
 Aplicación
 Años
 N° de Parte
 Fotografía

Ford

Ford	4.1	250	6CIL	Granada	1975 1977	TK544215	Automotive Motor Parts®
Ford	4.2	256	V6	E-150 Econoline	1997 1998	TK760039	
Ford	4.2	256	V6	E-150 Econoline Club Wagon	1997 2004	TK760039	
Ford	4.2	256	V6	E-250 Econoline	1997 2004	TK760039	
Ford	4.2	256	V6	F-150	1997 2007	TK760039	
Ford	4.2	256	V6	E-150 Club Wagon	2003	TK760039	
Ford	4.2	256	V6	E-250	2003	TK760039	
Ford	4.3	260	6CIL	Villager	1962	TK510897	Automotive Motor Parts®



Ford							
Ford	4.6	281	V8 SOHC	Cougar	1996 1997	TK87936664FP	
Ford	4.6	281	V8 SOHC	Thunderbird	1996 1997	TK87936664FP	
Ford	4.6	281	V8 SOHC	Mustang	1996 1998	TK87936664FP	
Ford	4.6	281	V8 SOHC	Crown Victoria	1996 1999	TK87936664FP	
Ford	4.6	281	V8 SOHC	Grand Marquis	1996 1999	TK87936664FP	
Ford	4.6	281	V8 SOHC	Econoline	1997 1999	TK387793FP	
Ford	4.6	281	V8 SOHC	Expedition	1997 1999	TK387793FP	
Ford	4.6	281	V8 SOHC	Explorer	1997 1999	TK387793FP	











Armadora
 Litros
 CID
 CC/Cil/Motor
 Aplicación
 Años
 N° de Parte
 Fotografía

Ford

Ford	4.6	281	V8 SOHC	F-150	1997 1999	TK387793FP	
Ford	4.6	281	V8 SOHC	F-250	1997 1999	TK387793FP	
Ford	4.6	281	V8 SOHC	F-250	1997 1999	TK87936664FP	
Ford	4.6	281	V8 SOHC	Mustang GT	1997 1999	TK387793FP	
Ford	4.6	281	V8 SOHC	Thunderbird LX	1997 1999	TK387793FP	
Ford	4.6	281	V8 SOHC	Expedition	1997 2000	TK87936664FP	
Ford	4.6	281	V8 SOHC	F-150	1997 2000	TK87936664FP	
Ford	4.6	281	V8 SOHC	E-150 Econoline Club Wagon	1999 2000	TK87936664FP	

 Armadora
  Litros
  CID
  CC/Cil/Motor
  Aplicación
  Años
  N° de Parte
  Fotografía

Ford

Ford	4.6	281	V8 SOHC	Crown Victoria	2000 2010	TK87696664FP	
Ford	4.6	281	V8 SOHC	Expedition	2003 2004	TK87696664FP	
Ford	4.6	281	V8 SOHC	E-150 Club Wagon	2003 2005	TK87696664FP	
Ford	4.6	281	V8 SOHC	Explorer	2003 2005	TK87696664FP	
Ford	4.6	281	V8 SOHC	E-250	2003 2007	TK87696664FP	
Ford	4.6	281	V8 SOHC	F-150	2003 2008	TK87696664FP	
Ford	4.6	281	V8 SOHC	Grand Marquis	2003 2010	TK87696664FP	
Ford	4.6	281	V8 SOHC	F-150 Heritage	2004	TK87696664FP	








Armadora
 Litros
 CID
 CC/Cil/Motor
 Aplicación
 Años
 N° de Parte
 Fotografía

Ford

Ford	4.6	281	V8 SOHC	E-150	2006 2007	TK87696664FP	
Ford	4.9	300	6CIL	Camiones	1965 1981	TK5257	
Ford	5.0	302	V8	Galaxie 500	1972	TK583031	
Ford	5.0	302	V8	E-200 Econoline	1972 1974	TK583031	
Ford	5.0	302	V8	F-150	1972 1974	TK583031	
Ford	5.0	302	V8	E-100	1972 1982	TK583031	
Ford	5.0	302	V8	Bronco	1972 1987	TK583031	
Ford	5.0	302	V8	F-350	1973 1979	TK583031	

 Armadora
  Litros
  CID
  CC/Cil/Motor
  Aplicación
  Años
  N° de Parte
  Fotografía

Ford

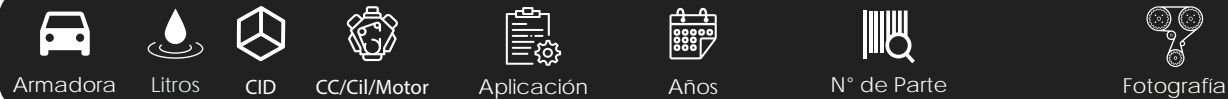
Ford	5.0	302	V8	E-100 Econoline Club	1975 1983	TK583031	
Ford	5.0	302	V8	F-100	1975 1983	TK583031	
Ford	5.0	302	V8	F-150	1975 1983	TK583031	
Ford	5.0	302	V8	E-250 Econoline Club Wagon	1979 1980	TK583031	
Ford	5.0	302	V8	E-150	1979 1986	TK583031	
Ford	5.0	302	V8	E-150 Econoline Club Wagon	1979 1986	TK583031	
Ford	5.0	302	V8	F-250	1979 1986	TK583031	
Ford	5.0	302	V8	Granada	1980	TK636869	



Armadora
 Litros
 CID
 CC/Cil/Motor
 Aplicación
 Años
 N° de Parte
 Fotografía

Ford

Ford	5.0	302	V8	Thunderbird	1980 1981	TK636869	
Ford	5.0	302	V8	Mustang	1982 1984	TK636869	
Ford	5.0	302	V8	Thunderbird	1983 1984	TK636869	
Ford	5.0	302	V8	Bronco	1984	TK636869	
Ford	5.0	302	V8	E-150 Econoline Club Wagon	1984	TK636869	
Ford	5.0	302	V8	E-250 Econoline	1984	TK636869	
Ford	5.0	302	V8	E-150 Econoline	1984	TK636869	
Ford	5.0	302	V8	F-250 Econoline	1984	TK636869	



Ford

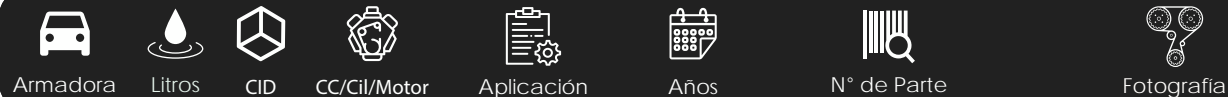
Ford	5.0	302	V8	LTD	1984	TK636869	
Ford	5.0	302	V8	F-150	1984	TK636869	
Ford	5.0	302	V8	F-250	1984	TK636869	
Ford	5.0	302	V8	LTD	1984 1986	TK631231	
Ford	5.0	302	V8	Thunderbird	1984 1988	TK631231	
Ford	5.0	302	V8	Mustang	1984 1993	TK631231	
Ford	5.0	302	V8	Crown Victoria	1987 1989	TK631231	
Ford	5.0	302	V8	Bronco	1989	TK631231	



Armadora
 Litros
 CID
 CC/Cil/Motor
 Aplicación
 Años
 N° de Parte
 Fotografía

Ford

Ford	5.0	302	V8	F-150	1989	TK631231	
Ford	5.0	302	V8	F-250	1989	TK631231	
Ford	5.0	302	V8	E-250 Econoline	1989 1991	TK631231	
Ford	5.0	302	V8	E-100 Econoline Club Wagon	1989 1991	TK631231	
Ford	5.0	302	V8	E-150	1989 1991	TK631231	
Ford	5.4	330	V8 16V SOHC	E-350	2001	TK9169430FP	
Ford	5.4	330	V8 16V SOHC	Econoline 150	2001	TK9169430FP	
Ford	5.4	330	V8 16V SOHC	Econoline 250	2001	TK9169430FP	


Ford

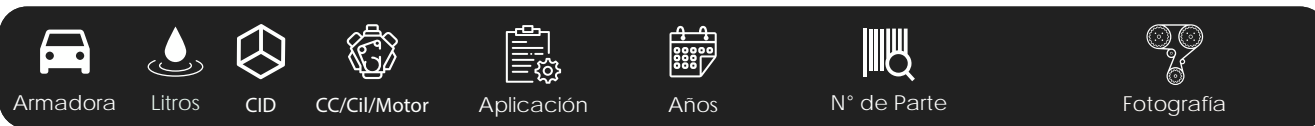
Ford	5.4	330	V8 16V SOHC	Econoline 350	2001	TK9169430FP	
Ford	5.4	330	V8 16V SOHC	F-150 Expedition	2001	TK9169430FP	
Ford	5.4	330	V8 16V SOHC	F-250 Expedition	2001	TK9169430FP	
Ford	5.4	330	V8 16V SOHC	Expedition	2001	TK9169430FP	
Ford	5.4	330	V8 16V SOHC	E-150 Econoline	2002	TK9169429FP	
Ford	5.4	330	V8 16V SOHC	E-150 Econoline Club Wagon	2002	TK9169429FP	
Ford	5.4	330	V8 16V SOHC	E-250 Econoline	2002	TK9169429FP	
Ford	5.4	330	V8 16V SOHC	E-350 Econoline	2002	TK9169429FP	



Armadora
 Litros
 CID
 CC/Cil/Motor
 Aplicación
 Años
 N° de Parte
 Fotografía

Ford

Ford	5.4	330	V8 16V SOHC	E-350 Econoline Club Wagon	2002	TK9169429FP	
Ford	5.4	330	V8 16V SOHC	E-450 Econoline	2002	TK9169429FP	
Ford	5.4	330	V8 16V SOHC	E-150 Econoline Club Wagon	2002	TK9169FP	
Ford	5.4	330	V8 16V SOHC	E-350 Econoline Club Wagon	2002	TK9169FP	
Ford	5.4	330	V8 16V SOHC	E-150 Econoline	2002	TK9169FP	
Ford	5.4	330	V8 16V SOHC	E-250 Econoline	2002	TK9169FP	
Ford	5.4	330	V8 16V SOHC	E-450 Super Duty	2002	TK9169FP	
Ford	5.4	330	V8 16V SOHC	F-150	2002 2003	TK9169FP	



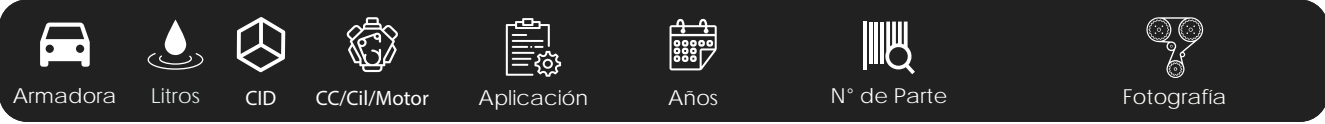
Ford							
Ford	5.4	330	V8 16V SOHC	F-150	2002 2003	TK9169429FP	
Ford	5.4	330	V8 16V SOHC	F-250 Super Duty	2002 2004	TK9169429FP	
Ford	5.4	330	V8 16V SOHC	F-250 Super Duty	2002 2004	TK9169FP	
Ford	5.4	330	V8 16V SOHC	Excursion	2002 2005	TK9169FP	
Ford	5.4	330	V8 16V SOHC	Excursion	2002 2005	TK9169429FP	
Ford	5.4	330	V8 16V SOHC	Econoline	2002 2006	TK9169429FP	
Ford	5.4	330	V8 16V SOHC	Econoline	2002 2006	TK9169FP	
Ford	5.4	330	V8 16V SOHC	F-350 Super Duty	2002 2008	TK9169FP	



Armadora
 Litros
 CID
 CC/Cil/Motor
 Aplicación
 Años
 N° de Parte
 Fotografía

Ford

Ford	5.4	330	V8 16V SOHC	F-350	2002 2008	TK9169FP	
Ford	5.4	330	V8 16V SOHC	Expedition	2002 2008	TK9169FP	
Ford	5.4	330	V8 16V SOHC	Expedition	2002 2008	TK9169429FP	
Ford	5.4	330	V8 16V SOHC	F-350	2002 2008	TK9169429FP	
Ford	5.4	330	V8 16V SOHC	F-350 Super Duty	2002 2008	TK9169429FP	
Ford	5.4	330	V8 16V SOHC	E-350	2003	TK9169429FP	
Ford	5.4	330	V8 16V SOHC	E-450	2003	TK9169429FP	
Ford	5.4	330	V8 16V SOHC	E-450 Super Duty	2003 2004	TK9169FP	



Ford

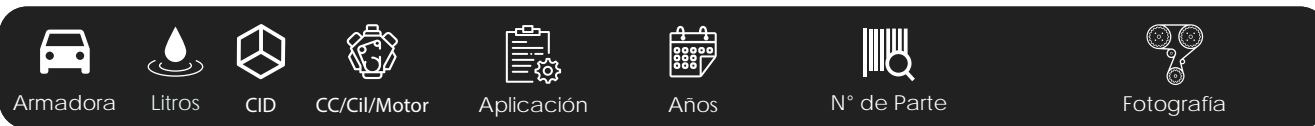
Ford	5.4	330	V8 16V SOHC	E-450 Super Duty	2003 2004	TK9169429FP	
Ford	5.4	330	V8 16V SOHC	E-150 Club Wagon	2003 2005	TK9169FP	
Ford	5.4	330	V8 16V SOHC	E-350 Club Wagon	2003 2005	TK9169FP	
Ford	5.4	330	V8 16V SOHC	Club Wagon	2003 2005	TK9169429FP	
Ford	5.4	330	V8 16V SOHC	E-150	2003 2005	TK9169429FP	
Ford	5.4	330	V8 16V SOHC	E-350 Club Wagon	2003 2005	TK9169429FP	
Ford	5.4	330	V8 16V SOHC	E-150	2003 2008	TK9169FP	
Ford	5.4	330	V8 16V SOHC	E-250	2003 2008	TK9169FP	



Armadora
 Litros
 CID
 CC/Cil/Motor
 Aplicación
 Años
 N° de Parte
 Fotografía

Ford

Ford	5.4	330	V8 16V SOHC	E-250	2003 2008	TK9169429FP	
Ford	5.4	330	V8 16V SOHC	F-150 Heritage	2004	TK9169429FP	
Ford	5.4	330	V8 16V SOHC	F-150 Heritage	2004	TK9169FP	
Ford	5.4	330	V8 16V SOHC	E-250 Super Duty	2004 2005	TK9169FP	
Ford	5.4	330	V8 16V SOHC	E-250 Super Duty	2004 2005	TK9169429FP	
Ford	5.4	330	V8 16V SOHC	E-350 Super Duty	2004 2008	TK9169429FP	
Ford	5.4	330	V8 16V SOHC	E-350 Super Duty	2004 2008	TK9169FP	
Ford	5.4	330	V8 24V SOHC	F-150	2004 2010	TK9169FP	



Ford

Ford	5.4	330	V8 24V SOHC	F-150	2004 2010	TK9169429FP	
Ford	5.4	330	V8 24V SOHC	F-250 Super Duty	2005 2010	TK9169429FP	
Ford	5.4	330	V8 24V SOHC	F-350 Super Duty	2005 2010	TK9169429FP	
Ford	5.4	330	V8 24V SOHC	F-250 Super Duty	2005 2010	TK9169FP	
Ford	5.4	330	V8 24V SOHC	F-350 Super Duty	2005 2010	TK9169FP	
Ford	5.4	330	V8 24V SOHC	Expedition	2005 2011	TK9169429FP	
Ford	5.4	330	V8 24V SOHC	Expedition	2005 2011	TK9169FP	
Ford	5.4	330	V8 16V SOHC	E-450 Super Duty	2006 2008	TK9169FP	



Armadora
 Litros
 CID
 CC/Cil/Motor
 Aplicación
 Años
 N° de Parte
 Fotografía

Ford

Ford	5.4	330	V8 16V SOHC	E-450 Super Duty	2006 2008	TK9169429FP	
Ford	5.4	330	V8 16V SOHC	E-150	2007 2008	TK9169429FP	
Ford	5.4	330	V8 16V SOHC	E-150 Econoline	2007 2008	TK9169FP	
Ford	5.4	330	V8 16V SOHC	E-150 Econoline	2007 2008	TK9169FP	
Ford	5.8	351	V8	Mustang	1973	TK983675	
Ford	5.8	351	V8	Country Sedan	1973 1974	TK983675	
Ford	5.8	351	V8	Country Squire	1973 1974	TK983675	
Ford	5.8	351	V8	Custom 500	1973 1974	TK983675	



Armadora



Litros



CID



CC/Cil/Motor



Aplicación



Años



N° de Parte



Fotografía

Ford









Ford	5.8	351	V8	Galaxie 500	1973 1974	TK983675	BW	Automotive Motor Parts®
Ford	5.8	351	V8	Gran Torino	1973 1974	TK983675	BW	Automotive Motor Parts®
Ford	5.8	351	V8	LTD	1973 1974	TK983675	BW	Automotive Motor Parts®
Ford	5.8	351	V8	Ranch Wagon	1973 1974	TK983675	BW	Automotive Motor Parts®
Ford	5.8	351	V8	Ranchero	1973 1974	TK983675	BW	Automotive Motor Parts®
Ford	5.8	351	V8	Torino	1973 1974	TK983675	BW	Automotive Motor Parts®
Ford	5.8	351	V8	Elite	1975 1976	TK983675	BW	Automotive Motor Parts®
Ford	5.8	351	V8	Gran Torino	1975 1976	TK983675	BW	Automotive Motor Parts®







Armadora
 Litros
 CID
 CC/Cil/Motor
 Aplicación
 Años
 N° de Parte
 Fotografía

Ford

Ford	5.8	351	V8	Torino	1975 1976	TK983675	BW Automotive Motor Parts®
Ford	5.8	351	V8	Custom 500	1975 1977	TK983675	BW Automotive Motor Parts®
Ford	5.8	351	V8	LTD	1975 1978	TK983675	BW Automotive Motor Parts®
Ford	5.8	351	V8	Ranchero	1975 1979	TK983675	BW Automotive Motor Parts®
Ford	5.8	351	V8	LTD II	1977 1979	TK983675	BW Automotive Motor Parts®
Ford	5.8	351	V8	Thunderbird	1977 1979	TK983675	BW Automotive Motor Parts®
Ford	5.8	351	V8	LTD	1980 1984	TK636869	
Ford	5.8	351	V8	Bronco	1984	TK636869	

 Armadora
  Litros
  CID
  CC/Cil/Motor
  Aplicación
  Años
  N° de Parte
  Fotografía

Ford

Ford	5.8	351	V8	E-150 Econoline	1984	TK636869	
Ford	5.8	351	V8	E-150 Econoline Club Wagon	1984	TK636869	
Ford	5.8	351	V8	E-250 Econoline	1984	TK636869	
Ford	5.8	351	V8	F-150	1984	TK636869	
Ford	5.8	351	V8	F-250	1984	TK636869	
Ford	5.8	351	V8	F-350	1984	TK636869	
Ford	5.8	351	V8	LTD	1984 1986	TK631231	
Ford	5.8	351	V8	E-150 Econoline	1984 1996	TK631231	



Armadora
 Litros
 CID
 CC/Cil/Motor
 Aplicación
 Años
 N° de Parte
 Fotografía

Ford

Ford	5.8	351	V8	E-250 Econoline	1984 1996	TK631231	
Ford	5.8	351	V8	Bronco	1984 1996	TK631231	
Ford	5.8	351	V8	E-350 Econoline Club Wagon	1984 1996	TK631231	
Ford	5.8	351	V8	F-150	1985 1996	TK631231	
Ford	5.8	351	V8	F-350	1985 1996	TK631231	
Ford	5.8	351	V8	Crown Victoria	1987 1991	TK631231	
Ford	6.6	400	V8	Country Sedan	1973 1974	TK983675	
Ford	6.6	400	V8	Country Squire	1973 1974	TK983675	
						Automotive Motor Parts®	
						Automotive Motor Parts®	



Armadora



Litros



CID



CC/Cil/Motor



Aplicación



Años



N° de Parte



Fotografía

Ford

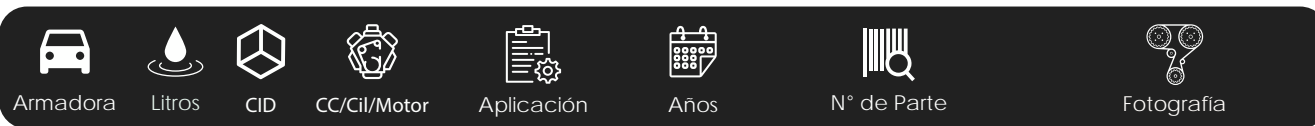
Ford	6.6	400	V8	Galaxie 500	1973 1974	TK983675	BW	Automotive Motor Parts®
Ford	6.6	400	V8	Ranch Wagon	1973 1974	TK983675	BW	Automotive Motor Parts®
Ford	6.6	400	V8	Gran Torino	1973 1976	TK983675	BW	Automotive Motor Parts®
Ford	6.6	400	V8	Ranchero	1973 1976	TK983675	BW	Automotive Motor Parts®
Ford	6.6	400	V8	Torino	1973 1976	TK983675	BW	Automotive Motor Parts®
Ford	6.6	400	V8	Custom 500	1973 1977	TK983675	BW	Automotive Motor Parts®
Ford	6.6	400	V8	LTD	1973 1978	TK983675	BW	Automotive Motor Parts®
Ford	6.6	400	V8	Elite	1975 1976	TK983675	BW	Automotive Motor Parts®



Armadora
 Litros
 CID
 CC/Cil/Motor
 Aplicación
 Años
 N° de Parte
 Fotografía

Ford

Ford	6.6	400	V8	P400	1975 1976	TK983675	Automotive Motor Parts®
Ford	6.6	400	V8	P500	1975 1977	TK983675	Automotive Motor Parts®
Ford	6.6	400	V8	P350	1976	TK983675	Automotive Motor Parts®
Ford	6.6	400	V8	LTD II	1977 1978	TK983675	Automotive Motor Parts®
Ford	6.6	400	V8	Thunderbird	1977 1978	TK983675	Automotive Motor Parts®
Ford	6.8	415	V10	Econoline Super Duty	1997 1998	TK91436664FP	
Ford	6.8	415	V10	E-350 Econoline	1997 1998	TK91436664FP	
Ford	6.8	415	V10	E-350 Econoline Club Wagon	1997 2001	TK91436664FP	



Ford

Ford	6.8	415	V10	Excursion	1999 2001	TK91436664FP	
Ford	6.8	415	V10	F-250 Super Duty	1999 2001	TK91436664FP	
Ford	6.8	415	V10	F-350 Super Duty	1999 2001	TK91436664FP	
Ford	6.8	415	V10	F-450 Super Duty	1999 2001	TK91436664FP	
Ford	6.8	415	V10	F-550 Super Duty	1999 2001	TK91436664FP	
Ford	6.8	415	V10	E-450 Econoline Super Duty	2000 2001	TK91436664FP	
Ford	6.8	415	V10	Excursion	2000 2001	TK91436664FP	
Ford	6.8	415	V10 16V SOHC	E-350	2002	TK9169411FP	



Armadora
 Litros
 CID
 CC/Cil/Motor
 Aplicación
 Años
 N° de Parte
 Fotografía

Ford

Ford	6.8	415	V10 16V SOHC	Econoline 150	2002	TK9169411FP	
Ford	6.8	415	V10 16V SOHC	Econoline 250	2002	TK9169411FP	
Ford	6.8	415	V10 16V SOHC	Econoline 350	2002	TK9169411FP	
Ford	6.8	415	V10 16V SOHC	Expedition	2002	TK9169411FP	
Ford	6.8	415	V10 16V SOHC	F-150	2002	TK9169411FP	
Ford	6.8	415	V10 16V SOHC	F-250	2002	TK9169411FP	
Ford	6.8	415	V10 16V SOHC	F-150	2002 2005	TK9169FP	
Ford	6.8	415	V10 16V SOHC	F-250	2002 2005	TK9169FP	



Armadora



Litros



CID



CC/Cil/Motor



Aplicación



Años



N° de Parte



Fotografía

Ford

Ford	6.8	415	V10 16V SOHC	Expedition	2002 2005	TK9169FP	
Ford	6.8	415	V10 16V SOHC	E-150 Econoline	2002 2005	TK9169FP	
Ford	6.8	415	V10 16V SOHC	E-250 Econoline	2002 2005	TK9169FP	
Ford	6.8	415	V10 16V SOHC	E-350 Econoline	2002 2005	TK9169FP	
Ford	6.9	420	V8	F-150	1984	TK636869	
Ford	6.9	420	V8	F-250	1984	TK636869	
Ford	6.9	420	V8	F-350	1984	TK636869	
Ford	7.5	460	V8	F-250	1984	TK636869	



Armadora
 Litros
 CID
 CC/Cil/Motor
 Aplicación
 Años
 N° de Parte
 Fotografía

Ford/General Motors

Ford	7.5	460	V8	F-350	1984	TK636869	
G							
GM	2.2	134	N/A	LLV	1994 1995	TK707449T	
GM	2.2	134	N/A	Beretta	1994 1996	TK707449T	
GM	2.2	134	N/A	Century	1994 1996	TK707449T	
GM	2.2	134	N/A	Corsica	1994 1996	TK707449T	
GM	2.2	134	N/A	Cutlass Ciera	1994 1996	TK707449T	
GM	2.2	134	N/A	Cavalier	1994 2000	TK707449T	
GM	2.2	134	N/A	S10	1994 2003	TK707449T	



Armadora



Litros



CID



CC/Cil/Motor



Aplicación



Años



N° de Parte



Fotografía

General Motors

GM	2.2	134	V6	Sonoma	1994 2003	TK707449T	
GM	2.4	146	2392cc 4CIL DOHC	Malibu	1997 1999	TK900405FP	
GM	2.4	146	2392cc 4CIL DOHC	Cavalier	1997 2002	TK900405FP	
GM	2.8	173	V6	Citation	1981 1983	TK680611	
GM	2.8	173	V6	Omega	1982 1984	TK680611	
GM	2.8	173	V6	Century	1982 1986	TK680611	
GM	2.8	173	V6	Celebrity	1982 1986	TK680611	
GM	2.8	173	V6	Cutlass Ciera	1982 1986	TK680611	

Armadora
 Litros
 CID
 CC/Cil/Motor
 Aplicación
 Años
 N° de Parte
 Fotografía

General Motors

GM	2.8	173	V6	Camaro	1982 1989	TK680611	
GM	2.8	173	V6	S15	1982 1990	TK680611	
GM	2.8	173	V6	S10	1982 1993	TK680611	
GM	2.8	173	V6	S15 Jimmy	1983 1989	TK680611	
GM	2.8	173	V6	S10 Blazer	1983 1990	TK680611	
GM	2.8	173	V6	Citation II	1984 1985	TK680611	
GM	2.8	173	V6	Citation II	1985	TK712019/ TK722019	
GM	2.8	173	V6	Cavalier	1985 1989	TK712019/ TK722019	



Armadora



Litros



CID



CC/Cil/Motor



Aplicación



Años



N° de Parte



Fotografía

General Motors







GM	2.8	173	V6	Celebrity	1985 1989	TK712019/ TK722019	
GM	2.8	173	V6	Cutlass Ciera	1986 1989	TK712019/ TK722019	
GM	2.8	173	V6	Century	1987 1989	TK712019/ TK722019	
GM	2.8	173	V6	Cutlass Cruiser	1987 1989	TK712019/ TK722019	
GM	2.8	173	V6	Cutlass Supreme	1988 1989	TK712019/ TK722019	
GM	2.8	189	V6	Celebrity	1990	TK712019/ TK722019	
GM	2.8	173	V6	Sonoma	1991 1993	TK680611	
GM	3.1	189	V6	Celebrity	1990	TK712019/ TK722019	



Armadora
 Litros
 CID
 CC/Cil/Motor
 Aplicación
 Años
 N° de Parte
 Fotografía

General Motors

GM	3.1	189	V6	Beretta	1990 1993	TK712019/ TK722019	
GM	3.1	189	V6	Corsica	1990 1993	TK712019/ TK722019	
GM	3.1	189	V6	Cavalier	1990 1994	TK712019/ TK722019	
GM	3.1	189	V6	Silhouette	1990 1994	TK712019/ TK722019	
GM	3.1	189	V6	Lumina	1990 1995	TK712019/ TK722019	
GM	3.1	189	V6	Monte Carlo	1999	TK704847FP	
GM	3.1	189	V6	Lumina	1999 2001	TK704847FP	
GM	3.1	189	V6	Malibu	1999 2003	TK704847FP	

 Armadora
  Litros
  CID
  CC/Cil/Motor
  Aplicación
  Años
  N° de Parte
  Fotografía

General Motors

GM	3.1	189	V6	Century	1999 2005	TK704847FP	
GM	3.4	207	V6	Alero	2000 2004	TK704847FP	
GM	3.4	207	V6	Silhouette	2000 2004	TK704847FP	
GM	3.4	207	V6	Impala	2000 2005	TK704847FP	
GM	3.4	207	V6	Monte Carlo	2000 2005	TK704847FP	
GM	3.4	207	V6	Venture	2000 2005	TK704847FP	
GM	3.4	207	V6	Equinox	2005 2007	TK704847FP	
GM	3.5	211	V6	Uplander	2005 2006	TK704847FP	



Armadora
 Litros
 CID
 CC/Cil/Motor
 Aplicación
 Años
 N° de Parte
 Fotografía

General Motors

GM	3.8	229	V6	Caballero	1978 1984	TK069005	
GM	3.8	229	V6	El Camino	1978 1984	TK069005	
GM	3.8	229	V6	Malibu	1978 1984	TK069005	
GM	3.8	229	V6	Caprice	1980 1984	TK069005	
GM	3.8	229	V6	Impala	1980 1984	TK069005	
GM	3.8	229	V6	Camaro	1980 1991	TK069005	
GM	4.3	262	V6	2500	1985 1986	TK069005	
GM	4.3	262	V6	Astro	1985 1986	TK069005	



Armadora



Litros



CID



CC/Cil/Motor



Aplicación



Años



N° de Parte



Fotografía

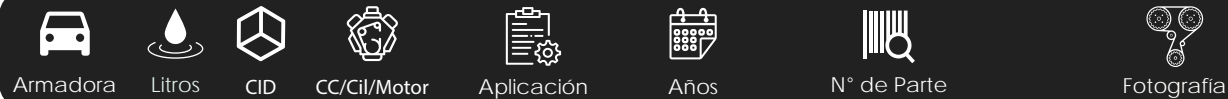
General Motors

GM	4.3	262	V6	C10	1985 1986	TK069005	
GM	4.3	262	V6	C1500	1985 1986	TK069005	
GM	4.3	262	V6	C20	1985 1986	TK069005	
GM	4.3	262	V6	Caballero	1985 1986	TK069005	
GM	4.3	262	V6	Caprice	1985 1986	TK069005	
GM	4.3	262	V6	El Camino	1985 1986	TK069005	
GM	4.3	262	V6	G10	1985 1986	TK069005	
GM	4.3	262	V6	K1500	1985 1986	TK069005	

Armadora
 Litros
 CID
 CC/Cil/Motor
 Aplicación
 Años
 N° de Parte
 Fotografía

General Motors

GM	4.3	262	V6	K20	1985 1986	TK069005	
GM	4.3	262	V6	Monte Carlo	1985 1986	TK069005	
GM	4.3	262	V6	P30	1985 1986	TK069005	
GM	4.3	262	V6	P40	1985 1986	TK069005	
GM	4.3	262	V6	Safari	1985 1986	TK069005	
GM	4.3	262	V6	Safari	1987 1991	TK063205	
GM	4.3	262	V6	S15	1988 1991	TK063205	
GM	4.3	262	V6	S15 Jimmy	1988 1991	TK063205	



General Motors

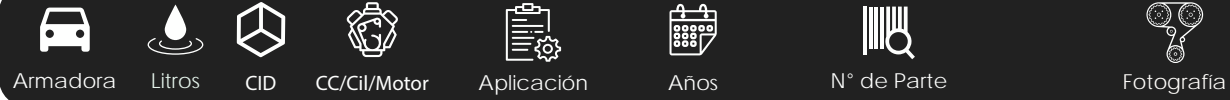
GM	4.3	262	V6	C2500	1989 1995	TK069005	
GM	4.3	262	V6	Sonoma	1991 1995	TK063205	
GM	4.3	262	V6	Jimmy	1992 1994	TK063205	
GM	4.3	262	V6	S-10 Blazer	1992 1994	TK067605	
GM	4.3	262	V6	S10	1992 1994	TK067605	
GM	4.3	262	V6	C2500	1992 1995	TK063205	
GM	4.3	262	V6	G10	1992 1995	TK063205	
GM	4.3	262	V6	C2500	1992 1995	TK067605	



Armadora
 Litros
 CID
 CC/Cil/Motor
 Aplicación
 Años
 N° de Parte
 Fotografía

General Motors

GM	4.3	262	V8	G20	1992 1995	TK063205	
GM	4.3	262	V6	K2500	1992 1995	TK063205	
GM	4.3	262	V6	G30	1992 1996	TK063205	
GM	4.3	262	V6	K1500	1992 1998	TK067605	
GM	4.3	262	V6	Astro	1992 1998	TK067605	
GM	4.3	262	V6	Astro	1992 1998	TK063205	
GM	4.3	262	V6	C1500	1992 1998	TK063205	
GM	4.3	262	V6	C1500	1992 1998	TK067605	



General Motors

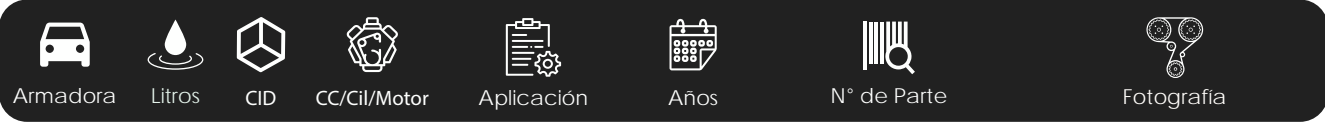
GM	4.3	262	V6	Jimmy	1992 1998	TK067605	
GM	4.3	262	V6	K1500	1992 1998	TK063205	
GM	4.3	262	V6	P30	1992 1998	TK063205	
GM	4.3	262	V6	S10	1992 1998	TK063205	
GM	4.3	262	V6	P30	1992 1998	TK067605	
GM	4.3	262	V6	S10	1992 1998	TK067605	
GM	4.3	262	V6	Safari	1992 1998	TK067605	
GM	4.3	262	V6	Blazer	1995 1998	TK067605	



Armadora
 Litros
 CID
 CC/Cil/Motor
 Aplicación
 Años
 N° de Parte
 Fotografía

General Motors

GM	4.3	262	V6	Savana 2500	1996 1998	TK067605	
GM	4.3	262	V6	Express 1500	1996 1998	TK067605	
GM	4.3	262	V6	Blazer	1996 1998	TK063205	
GM	4.3	262	V6	Express 1500	1996 1998	TK063205	
GM	4.3	262	V6	Express 2500	1996 1998	TK063205	
GM	4.3	262	V6	Express 2500	1996 1998	TK067605	
GM	4.3	262	V6	Savana 1500	1996 1998	TK067605	
GM	4.3	262	V6	Sonoma	1996 1998	TK067605	



General Motors

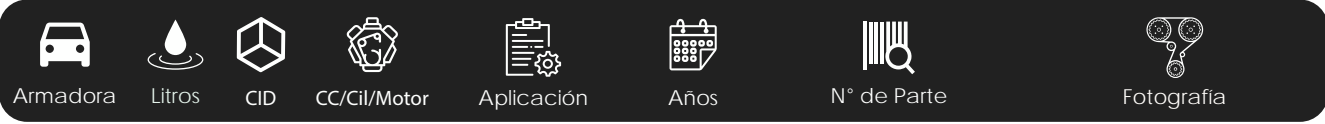
GM	4.3	262	V6	P30	1999	TK253635	
GM	4.3	262	V6	P3500	1999	TK253635	
GM	4.3	262	V6	Bravada	1999 2001	TK253635	
GM	4.3	262	V6	S10	1999 2004	TK253635	
GM	4.3	262	V6	Sonoma	1999 2004	TK253635	
GM	4.3	262	V6	Astro	1999 2005	TK253635	
GM	4.3	262	V6	Blazer	1999 2005	TK253635	
GM	4.3	262	V6	Express 2500	1999 2005	TK253635	



Armadora
 Litros
 CID
 CC/Cil/Motor
 Aplicación
 Años
 N° de Parte
 Fotografía

General Motors

GM	4.3	262	V6	Jimmy	1999 2005	TK253635	
GM	4.3	262	V6	Safari	1999 2005	TK253635	
GM	4.3	262	V6	Savana 2500	1999 2005	TK253635	
GM	4.3	262	V6	Sierra 1500	1999 2006	TK253635	
GM	4.3	262	V6	Silverado 1500	1999 2006	TK253635	
GM	4.3	262	V6	Express 1500	1999 2007	TK253635	
GM	4.3	262	V6	Savana 1500	1999 2007	TK253635	
GM	4.4	267	V8	El Camino	1979 1982	TK999091	



General Motors









GM	4.4	267	V8	Malibu	1979 1982	TK999091	
GM	4.4	267	V8	Camaro	1980 1981	TK999091	
GM	4.4	267	V8	Caprice	1980 1982	TK999091	
GM	4.4	267	V8	Impala	1980 1982	TK999091	
GM	4.4	267	V8	Cutlass	1981	TK999091	
GM	4.4	267	V8	Century	1981	TK999091	
GM	4.6	283	V8	C10	1961 1967	TK638889	
GM	4.6	283	V8	C20	1961 1967	TK638889	











Armadora
 Litros
 CID
 CC/Cil/Motor
 Aplicación
 Años
 N° de Parte
 Fotografía

General Motors

GM	4.6	283	V8	C30	1961 1967	TK638889	
GM	4.6	283	V8	K10	1961 1967	TK638889	
GM	4.6	283	V8	K20 Pick Up	1961 1967	TK638889	
GM	4.6	283	V8	C30 Pick Up	1967	TK999091	
GM	4.6	283	V8	Biscayne	1967	TK999091	
GM	4.6	283	V8	C10	1967	TK999091	
GM	4.6	283	V8	C20	1967	TK999091	
GM	4.6	283	V8	Caprice	1967	TK999091	

 Armadora
  Litros
  CID
  CC/Cil/Motor
  Aplicación
  Años
  N° de Parte
  Fotografía

General Motors

GM	4.6	283	V8	Chevelle	1967	TK999091	
GM	4.6	283	V8	El Camino	1967	TK999091	
GM	4.6	283	V8	Impala	1967	TK999091	
GM	4.6	283	V8	Malibu	1967	TK999091	
GM	4.6	283	V6	Malibu	1985 1986	TK999091	
GM	4.8	294	V8	Sierra	1999 2004	TK242627	
GM	4.8	294	V8	Silverado 1500	1999 2004	TK242627	
GM	4.8	294	V8	Tahoe	2000 2004	TK242627	

Armadora
 Litros
 CID
 CC/Cil/Motor
 Aplicación
 Años
 N° de Parte
 Fotografía

General Motors

GM	4.8	294	V8	Yukon	2000 2004	TK242627	
GM	4.8	294	V8	Express 2500	2003 2004	TK242627	
GM	4.8	294	V8	Savana 2500	2003 2004	TK242627	
GM	4.8	294	V8	Savana 3500	2004	TK242627	
GM	4.9	302	V8	Camaro	1967 1969	TK999091	
GM	5.0	305	V8	Biscayne	1968	TK999091	
GM	5.0	305	V8	C10 Pick Up	1968 1973	TK999091	
GM	5.0	305	V8	C10 Suburban	1968 1973	TK999091	



Armadora



Litros



CID



CC/Cil/Motor



Aplicación



Años











N° de Parte



Fotografía

General Motors

GM	5.0	305	V8	C20 Pick Up	1968 1973	TK999091	
GM	5.0	305	V8	C20 Suburban	1968 1973	TK999091	
GM	5.0	305	V8	Camaro	1968 1973	TK999091	
GM	5.0	305	V8	Caprice	1968 1973	TK999091	
GM	5.0	305	V8	Chevelle	1968 1973	TK999091	
GM	5.0	305	V8	El Camino	1968 1973	TK999091	
GM	5.0	305	V8	Blazer	1969 1973	TK999091	
GM	5.0	305	V8	C10 Pick Up	1969 1973	TK999091	











Armadora
 Litros
 CID
 CC/Cil/Motor
 Aplicación
 Años
 N° de Parte
 Fotografía

General Motors

GM	5.0	305	V8	Impala	1969 1973	TK999091	
GM	5.0	305	V8	Jimmy	1970 1972	TK999091	
GM	5.0	305	V8	Malibu	1976 1983	TK999091	
GM	5.0	305	V8	C30	1976 1986	TK999091	
GM	5.0	305	V8	C10	1976 1986	TK999091	
GM	5.0	305	V8	C20 Suburban	1976 1986	TK999091	
GM	5.0	305	V8	Camaro	1976 1987	TK999091	
GM	5.0	305	V8	El Camino	1976 1987	TK999091	

 Armadora
  Litros
  CID
  CC/Cil/Motor
  Aplicación
  Años
  N° de Parte
  Fotografía

General Motors

GM	5.0	305	V8	Impala	1977 1985	TK999091	
GM	5.0	305	V8	Caprice	1977 1988	TK999091	
GM	5.0	305	V8	Cutlass	1978 1980	TK999091	
GM	5.0	305	V8	Corvette	1980	TK999091	
GM	5.0	305	V8	Jimmy	1981 1987	TK999091	
GM	5.0	305	V8	Camaro	1985 1991	TK063291	
GM	5.0	305	V8	Blazer	1987	TK999091	
GM	5.0	305	V8	Corvette	1987 1991	TK063291	











Armadora
 Litros
 CID
 CC/Cil/Motor
 Aplicación
 Años
 N° de Parte
 Fotografía

General Motors

GM	5.0	305	V8	C2500	1988	TK999091	
GM	5.0	305	V8	C1500	1988	TK999091	
GM	5.0	305	V8	Caprice	1989 1991	TK063291	
GM	5.0	305	V8	C1500	1989 1995	TK069005	
GM	5.0	305	V8	C2500	1989 1995	TK069005	
GM	5.0	305	V8	G10	1989 1995	TK069005	
GM	5.0	305	V8	G20	1989 1995	TK069005	
GM	5.0	305	V8	K1500	1989 1995	TK069005	

 Armadora
  Litros
  CID
  CC/Cil/Motor
  Aplicación
  Años
  N° de Parte
  Fotografía

General Motors

GM	5.0	305	V8	K2500	1989 1995	TK069005	
GM	5.0	305	V8	Camaro	1992	TK063297	
GM	5.0	305	V8	Caprice	1992 1993	TK063297	
GM	5.0	305	V8	C1500	1996 1999	TK063297	
GM	5.0	305	V8	C2500	1996 1999	TK063297	
GM	5.0	305	V8	K1500	1996 1999	TK063297	
GM	5.0	305	V8	K2500	1996 1999	TK063297	
GM	5.0	305	V8	Express 1500	1996 2002	TK063297	



Armadora
 Litros
 CID
 CC/Cil/Motor
 Aplicación
 Años
 N° de Parte
 Fotografía

General Motors

GM	5.0	305	V8	Express 2500	1996 2002	TK063297	
GM	5.0	305	V8	Savana 1500	1996 2002	TK063297	
GM	5.0	305	V8	Savana 2500	1996 2002	TK063297	
GM	5.3	323	V8	Sierra 2500	1999 2000	TK242627	
GM	5.3	323	V8	Sierra 1500	1999 2004	TK242627	
GM	5.3	323	V8	Silverado 1500	1999 2004	TK242627	
GM	5.3	323	V8	Silverado 2500	1999 2004	TK242627	
GM	5.3	323	V8	Yukon	2000 2003	TK242627	



General Motors

GM	5.3	323	V8	Suburban 1500	2000 2004	TK242627	
GM	5.3	323	V8	Tahoe	2000 2004	TK242627	
GM	5.3	323	V8	Avalanche 1500	2002 2004	TK242627	
GM	5.3	323	V8	Express 1500	2003 2004	TK242627	
GM	5.3	323	V8	Express 2500	2003 2004	TK242627	
GM	5.3	323	V8	Express 3500	2003 2004	TK242627	
GM	5.3	323	V8	Savana 1500	2003 2004	TK242627	
GM	5.3	323	V8	Savana 2500	2003 2004	TK242627	











Armadora
 Litros
 CID
 CC/Cil/Motor
 Aplicación
 Años
 N° de Parte
 Fotografía

General Motors

GM	5.3	323	V8	Sonora	2003 2004	TK242627	
GM	5.3	323	V8	SSR	2003 2004	TK242627	
GM	5.3	323	V8	Trailblazer EXT	2003 2004	TK242627	
GM	5.3	323	V8	Silverado 3500	2004	TK242627	
GM	5.7	350	V8	Biscayne	1970 1972	TK999091	
GM	5.7	350	V8	Jimmy	1970 1986	TK999091	
GM	5.7	350	V8	Jimmy	1970 1991	TK638889	
GM	5.7	350	V8	C15	1971 1972	TK638889	

 Armadora
  Litros
  CID
  CC/Cil/Motor
  Aplicación
  Años
  N° de Parte
  Fotografía

General Motors

GM	5.7	350	V8	C1500 Pick Up	1971 1972	TK638889	
GM	5.7	350	V8	El Camino	1971 1979	TK999091	
GM	5.7	350	V8	Biscayne	1972	TK999091	
GM	5.7	350	V8	Chevelle	1972 1973	TK999091	
GM	5.7	350	V8	Corvette	1972 1979	TK999091	
GM	5.7	350	V8	Impala	1972 1981	TK999091	
GM	5.7	350	V8	Camaro	1972 1981	TK999091	
GM	5.7	350	V8	Caprice	1972 1981	TK999091	



Armadora
 Litros
 CID
 CC/Cil/Motor
 Aplicación
 Años
 N° de Parte
 Fotografía

General Motors

GM	5.7	350	V8	Malibu	1972 1981	TK999091	
GM	5.7	350	V8	C15 Suburban	1975 1978	TK638889	
GM	5.7	350	V8	C25 Suburban	1975 1978	TK638889	
GM	5.7	350	V8	K15 Suburban	1975 1978	TK638889	
GM	5.7	350	V8	P35	1975 1978	TK638889	
GM	5.7	350	V8	C15	1975 1978	TK638889	
GM	5.7	305	V8	C25	1976 1978	TK638889	
GM	5.7	350	V8	C10	1976 1986	TK999091	

 Armadora
  Litros
  CID
  CC/Cil/Motor
  Aplicación
  Años
  N° de Parte
  Fotografía

General Motors

GM	5.7	350	V8	C20 Suburban	1976 1986	TK999091	
GM	5.7	350	V8	C30	1976 1986	TK999091	
GM	5.7	350	V8	Century	1977 1979	TK999091	
GM	5.7	350	V8	Cutlass	1978 1979	TK999091	
GM	5.7	350	V8	C1500	1979 1988	TK638889	
GM	5.7	350	V8	C2500	1979 1991	TK638889	
GM	5.7	350	V8	C3500	1979 1991	TK638889	
GM	5.7	350	V8	G1500	1979 1991	TK638889	




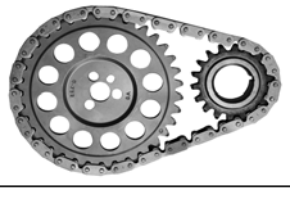




Armadora
 Litros
 CID
 CC/Cil/Motor
 Aplicación
 Años
 N° de Parte
 Fotografía

General Motors

GM	5.7	350	V8	G2500	1979 1991	TK638889	
GM	5.7	350	V8	G3500	1979 1991	TK638889	
GM	5.7	350	V8	P3500	1979 1991	TK638889	
GM	5.7	350	V8	C20	1985 1986	TK069005	
GM	5.7	350	V8	Cutlass	1985 1987	TK999091	
GM	5.7	350	V8	C1500 Suburban	1985 1992	TK069005	
GM	5.7	350	V8	G20	1985 1995	TK069005	
GM	5.7	350	V8	G30	1985 1995	TK069005	

 Armadora
  Litros
  CID
  CC/Cil/Motor
  Aplicación
  Años
  N° de Parte
  Fotografía

General Motors

GM	5.7	350	V8	C10	1985 1996	TK069005	
GM	5.7	350	V8	K10	1985 1996	TK069005	
GM	5.7	350	V8	Camaro	1987 1991	TK063291	
GM	5.7	350	V8	Blazer	1987 1994	TK069005	
GM	5.7	350	V8	G10	1987 1994	TK069005	
GM	5.7	350	V8	C1500	1988 1995	TK069005	
GM	5.7	350	V8	C2500	1988 1995	TK069005	
GM	5.7	350	V8	C3500	1988 1995	TK069005	











Armadora
 Litros
 CID
 CC/Cil/Motor
 Aplicación
 Años
 N° de Parte
 Fotografía

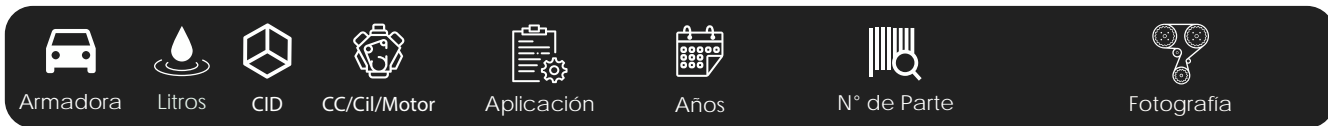
General Motors

GM	5.7	350	V8	K1500	1988 1995	TK069005	
GM	5.7	350	V8	K2500	1988 1995	TK069005	
GM	5.7	350	V8	K3500	1988 1995	TK069005	
GM	5.7	350	V8	P30	1988 1995	TK069005	
GM	5.7	350	V8	Tahoe	1995	TK069005	
GM	5.7	350	V8	K1500	1996 1999	TK063297	
GM	5.7	350	V8	C1500	1996 1999	TK063297	
GM	5.7	350	V8	K1500 Suburban	1996 1999	TK063297	



General Motors

GM	5.7	350	V8	K2500 Suburban	1996 1999	TK063297	
GM	5.7	350	V8	K3500	1996 1999	TK063297	
GM	5.7	350	V8	P30	1996 1999	TK063297	
GM	5.7	350	V8	Yukon	1996 1999	TK063297	
GM	5.7	350	V8	C2500	1996 2000	TK063297	
GM	5.7	350	V8	C3500	1996 2000	TK063297	
GM	5.7	350	V8	K2500	1996 2000	TK063297	
GM	5.7	350	V8	K3500	1996 2000	TK063297	



General Motors

GM	5.7	350	V8	Tahoe	1996 2000	TK063297	
GM	5.7	350	V8	Express 1500	1996 2002	TK063297	
GM	5.7	350	V8	Express 2500	1996 2002	TK063297	
GM	5.7	350	V8	Express 3500	1996 2002	TK063297	
GM	5.7	350	V8	Savana 1500	1996 2002	TK063297	
GM	5.7	350	V8	Savana 2500	1996 2002	TK063297	
GM	5.7	350	V8	Savana 3500	1996 2002	TK063297	
GM	5.7	350	V8	Corvette	1997 2004	TK242627	

 Armadora
  Litros
  CID
  CC/Cil/Motor
  Aplicación
  Años
  N° de Parte
  Fotografía

General Motors







GM	5.7	350	V8	Camaro	1998 2002	TK242627	
GM	5.7	350	V8	Silverado 2500	2001 2002	TK242627	
GM	6.0	364	V8	Sierra 2500	1999 2002	TK242627	
GM	6.0	364	V8	Silverado 2500	1999 2004	TK242627	
GM	6.0	364	V8	Yukon XL 2500	2000	TK242627	
GM	6.0	364	V8	Suburban	2000 2004	TK242627	
GM	6.0	364	V8	Sierra C3	2001	TK242627	
GM	6.0	364	V8	Sierra 1500 HD	2001 2002	TK242627	










Armadora
 Litros
 CID
 CC/Cil/Motor
 Aplicación
 Años
 N° de Parte
 Fotografía

General Motors

GM	6.0	364	V8	Sierra 2500 HD	2001 2002	TK242627	
GM	6.0	364	V8	Sierra 3500	2001 2002	TK242627	
GM	6.0	364	V8	Silverado 1500 HD	2001 2003	TK242627	
GM	6.0	364	V8	Silverado 2500 HD	2001 2004	TK242627	
GM	6.0	364	V8	Silverado 3500	2001 2004	TK242627	
GM	6.0	364	V8	Express 2500	2003 2004	TK242627	
GM	6.0	364	V8	Express 3500	2003 2004	TK242627	
GM	6.0	364	V8	W4500 Tiltmaster	2003 2004	TK242627	

 Armadora
  Litros
  CID
  CC/Cil/Motor
  Aplicación
  Años
  N° de Parte
  Fotografía

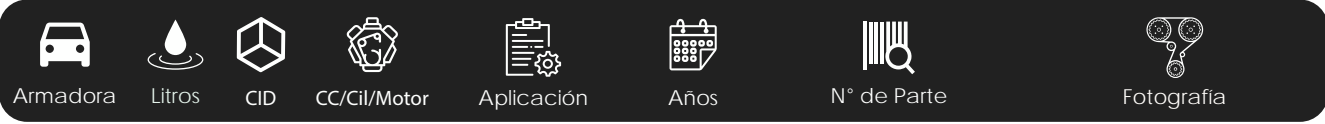
General Motors

GM	6.0	364	V8	W3500 Tiltmaster	2004	TK242627	
GM	6.6	400	V8	Biscayne	1970 1972	TK999091	
GM	6.6	400	V8	Chevelle	1970 1972	TK999091	
GM	6.6	400	V8	Impala	1970 1974	TK999091	
GM	6.6	400	V8	Caprice	1970 1974	TK999091	
GM	6.6	400	V8	El Camino	1970 1974	TK999091	
GM	6.6	400	V8	Malibu	1973 1974	TK999091	
GM	6.6	400	V8	Jimmy	1975 1979	TK638889	

Armadora
 Litros
 CID
 CC/Cil/Motor
 Aplicación
 Años
 N° de Parte
 Fotografía

General Motors

GM	6.6	400	V8	K15 Suburban	1975 1979	TK638889	
GM	6.6	400	V8	C15	1976 1978	TK638889	
GM	6.6	400	V8	C25	1976 1978	TK638889	
GM	6.6	400	V8	C35	1976 1978	TK638889	
GM	6.6	400	V8	G15	1976 1978	TK638889	
GM	6.6	400	V8	G1500	1976 1978	TK638889	
GM	6.6	400	V8	K20	1977 1980	TK638889	
GM	6.6	400	V8	C1500	1979 1980	TK638889	



General Motors/GMC/Isuzu

GM	6.6	400	V8	G2500	1979 1980	TK638889	
GM	6.6	400	V8	G3500	1979 1980	TK638889	
GM	6.6	400	V8	K1500	1979 1980	TK638889	
GM	6.6	400	V8	Impala	1980 1982	TK999091	
GMC	2.4	145	2384cc 4CIL	Terrain	2010 2015	TK010249FP	
I							
Isuzu	2.2	134	4CIL	Hombre	1997 2000	TK707449T	
Isuzu	2.8	173	2827cc V6	Trooper	1989 1991	TK680611	
Isuzu	3.1	N/A	3137cc V6	Rodeo	1991 1992	TK680611	



Armadora
 Litros
 CID
 CC/Cil/Motor
 Aplicación
 Años
 N° de Parte
 Fotografía

Isuzu/Jeep

Isuzu	3.7	N/A	3137cc V6	Pick Up	1991 1994	TK680611	
Isuzu	4.3	262	V6	Hombre	1997 2000	TK067605	
J							
Jeep	2.5	150	N/A	Scrambler	1983 1985	TK640708FP	
Jeep	2.5	150	N/A	CJ7	1983 1986	TK640708FP	
Jeep	2.5	150	N/A	Wagoneer	1984 1987	TK640708FP	
Jeep	2.5	150	N/A	Cherokee	1984 2000	TK640708FP	
Jeep	2.5	150	N/A	Comanche	1986 1992	TK640708FP	
Jeep	2.5	150	N/A	Wrangler	1987	TK640708FP	



Armadora



Litros



CID



CC/Cil/Motor



Aplicación



Años



N° de Parte



Fotografía

Jeep

Jeep	2.5	150	N/A	Wrangler	1987 1995	TK640708FP	
Jeep	2.5	150	N/A	TJ	1997 2002	TK640708FP	
Jeep	2.5	150	N/A	Wrangler	1997 2002	TK640708FP	
Jeep	2.8	173	V6	Cherokee	1984 1986	TK680611	
Jeep	2.8	173	V6	Wagoneer	1984 1986	TK680611	
Jeep	2.8	173	V6	Comanche	1986	TK680611	
Jeep	3.7	226	V6 SOHC	Liberty	2002 2003	TK94932432FP	
Jeep	3.7	226	V6 SOHC	Liberty	2004 2011	TK94936824FP	











Armadora
 Litros
 CID
 CC/Cil/Motor
 Aplicación
 Años
 N° de Parte
 Fotografía

Jeep

Jeep	3.7	226	V6 SOHC	Grand Cherokee	2005 2010	TK94936824FP	
Jeep	3.7	226	V6 SOHC	Commander	2006 2010	TK94936824FP	
Jeep	3.8	232	3802cc L6	J-2800	1966 1968	TK945455	
Jeep	3.8	232	3802cc L6	Gladiator	1966 1969	TK945455	
Jeep	3.8	232	3802cc L6	J-2700	1966 1969	TK945455	
Jeep	3.8	232	3802cc L6	J-3500	1966 1970	TK945455	
Jeep	3.8	232	3802cc L6	J-3600	1966 1970	TK945455	
Jeep	3.8	232	3802cc L6	J-3700	1966 1970	TK945455	

 Armadora
  Litros
  CID
  CC/Cil/Motor
  Aplicación
  Años
  N° de Parte
  Fotografía

Jeep








Jeep	3.8	232	3802cc L6	J-2600	1966 1970	TK945455	
Jeep	3.8	232	3802cc L6	J-3800	1966 1970	TK945455	
Jeep	3.8	232	3802cc L6	Wagoneer	1966 1971	TK945455	
Jeep	3.8	232	3802cc L6	J-2500	1966 1971	TK945455	
Jeep	3.8	232	3802cc L6	J-100	1966 1972	TK945455	
Jeep	3.8	232	3802cc L6	J-4500	1970	TK945455	
Jeep	3.8	232	3802cc L6	J-4600	1970	TK945455	
Jeep	3.8	232	3802cc L6	J-4700	1970	TK945455	











Armadora
 Litros
 CID
 CC/Cil/Motor
 Aplicación
 Años
 N° de Parte
 Fotografía

Jeep

Jeep	3.8	232	3802cc L6	J-4800	1970	TK945455	
Jeep	3.8	232	3802cc L6	Jeepster	1971 1973	TK945455	
Jeep	3.8	232	3802cc L6	Commando	1972 1973	TK945455	
Jeep	3.8	232	L6	DJ5	1972 1978	TK945455	
Jeep	3.8	232	L6	CJ5	1972 1978	TK945455	
Jeep	3.8	232	L6	CJ6	1972 1978	TK945455	
Jeep	3.8	232	L6	CJ7	1976 1978	TK945455	
Jeep	4.2	258	4228cc L6	J-3800	1971	TK945455	









 Armadora
  Litros
  CID
  CC/Cil/Motor
  Aplicación
  Años
  N° de Parte
  Fotografía

Jeep

Jeep	4.2	258	L6	J-4500	1971 1973	TK945455	
Jeep	4.2	258	L6	J-4600	1971 1973	TK945455	
Jeep	4.2	258	L6	J-4700	1971 1973	TK945455	
Jeep	4.2	258	L6	J-4800	1971 1973	TK945455	
Jeep	4.2	258	4228cc L6	J-100	1972	TK945455	
Jeep	4.2	258	L6	J-2500	1972 1973	TK945455	
Jeep	4.2	258	L6	J-2600	1972 1973	TK945455	
Jeep	4.2	258	L6	Jeepster	1972 1973	TK945455	









 Armadora
  Litros
  CID
  CC/Cil/Motor
  Aplicación
  Años
  N° de Parte
  Fotografía

Jeep

Jeep	4.2	258	L6	Wagoneer	1972 1973	TK945455	
Jeep	4.2	258	L6	CJ6	1972 1975	TK945455	
Jeep	4.2	258	L6	CJ5	1972 1981	TK945455	
Jeep	4.2	258	4228cc L6	Commando	1973	TK945455	
Jeep	4.2	258	L6	DJ5	1973 1974	TK945455	
Jeep	4.2	258	L6	J-20	1974	TK945455	
Jeep	4.2	258	L6	Cherokee	1974 1981	TK945455	
Jeep	4.2	258	L6	J-10	1974 1981	TK945455	

 Armadora
  Litros
  CID
  CC/Cil/Motor
  Aplicación
  Años
  N° de Parte
  Fotografía

Jeep

Jeep	4.2	258	L6	J-20	1976	TK945455	
Jeep	4.2	258	L6	CJ7	1976 1981	TK945455	
Jeep	4.2	258	L6	Wagoneer	1980 1981	TK945455	
Jeep	4.2	258	L6	Scrambler	1981	TK945455	
Jeep	4.7	287	V8 SOHC	Grand Cherokee	1999 2001	TK94935452FP	
Jeep	4.7	285	V8 SOHC	Grand Cherokee	2002 2004	TK94935452FP	
Jeep	4.7	285	V8 SOHC	Grand Cherokee	2005 2006	TK94935270FP	
Jeep	4.7	285	V8 SOHC	Commander	2006	TK94935270FP	











Armadora
 Litros
 CID
 CC/Cil/Motor
 Aplicación
 Años
 N° de Parte
 Fotografía

Jeep

Jeep	5.2	318	V8	Grand Wagoneer	1993	TK812112	
Jeep	5.2	318	V8	Grand Cherokee	1993 1998	TK812112	
Jeep	5.3	327	5358cc V8	J-3700	1966	TK945455	
Jeep	5.3	327	5358cc V8	J-2600	1966 1967	TK945455	
Jeep	5.3	327	5358cc V8	J-2700	1966 1967	TK945455	
Jeep	5.3	327	5358cc V8	J-2800	1966 1967	TK945455	
Jeep	5.3	327	5358cc V8	J-3500	1966 1967	TK945455	
Jeep	5.3	327	5358cc V8	J-3600	1966 1967	TK945455	

 Armadora
  Litros
  CID
  CC/Cil/Motor
  Aplicación
  Años
  N° de Parte
  Fotografía

Jeep/Land Rover/Lincoln-Mercury

Jeep	5.3	327	5358cc V8	J-3800	1966 1967	TK945455	
Jeep	5.7	345	V8	Grand Cherokee	2005 2008	TK049689FP	
Jeep	5.7	345	V8 VIN 2	Grand Cherokee	2005 2008	TK082951FP	
Jeep	5.7	345	V8	Commander	2006 2008	TK049689FP	
Jeep	5.9	360	V8	Grand Cherokee	1998	TK812112	
L Land Rover	4.0	245	V6	Discovery	1997 2009	TK980143FP	
Lincoln Mercury	2.5	153	4CIL	Sable	1986	TK051817T	
Lincoln Mercury	3.0	182	V6	Sable	1986 1998	TK743649	



Armadora
 Litros
 CID
 CC/Cil/Motor
 Aplicación
 Años
 N° de Parte
 Fotografía

Lincoln-Mercury

Lincoln Mercury	3.0	182	DOHC	LS	2001 2002	TK082951FP	
Lincoln Mercury	3.0	183	V6 DOHC	Zephyr	2006	TK082953FP	
Lincoln Mercury	3.3	200	6CIL	Monarch	1977	TK983675	
Lincoln Mercury	3.8	232	V6	Continental	1988 1994	TK760039	
Lincoln Mercury	3.8	232	V6	Sable	1988 1995	TK760039	
Lincoln Mercury	3.8	232	V6	Cougar	1988 1997	TK760039	
Lincoln Mercury	4.0	245	V6	Mountaineer	1997 2010	TK980143FP	
Lincoln Mercury	4.1	250	6CIL	Montego	1973 1974	TK544215	



Lincoln-Mercury

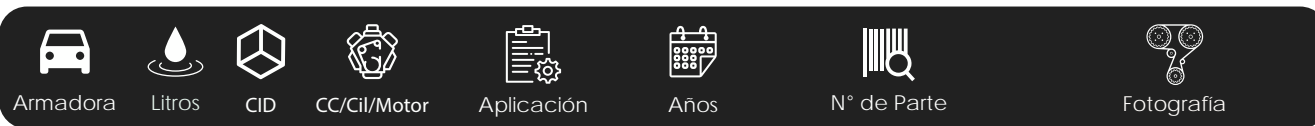
Lincoln Mercury	4.1	250	6CIL	Comet	1973 1977	TK544215	BW Automotive Motor Parts®
Lincoln Mercury	4.1	250	6CIL	Monarch	1975 1977	TK544215	BW Automotive Motor Parts®
Lincoln Mercury	4.1	250	6CIL	Monarch	1975 1977	TK983675	BW Automotive Motor Parts®
Lincoln Mercury	4.6	281	V8 SOHC	Town Car	1996 2000	TK87936664FP	
Lincoln Mercury	4.6	281	V8 SOHC	Mountaineer	1997 1999	TK387793FP	
Lincoln Mercury	4.6	281	V8 SOHC	Cougar XR7	1997 1999	TK387793FP	
Lincoln Mercury	4.6	281	V8 SOHC	Crown Victoria	1997 1999	TK387793FP	
Lincoln Mercury	4.6	281	V8 SOHC	Grand Marquis	1997 1999	TK387793FP	





Armadora
 Litros
 CID
 CC/Cil/Motor
 Aplicación
 Años
 N° de Parte
 Fotografía

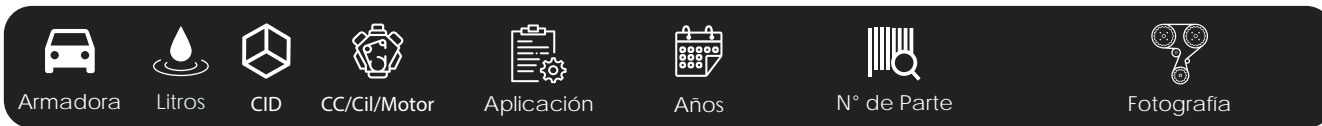
Lincoln-Mercury

Lincoln Mercury	4.6	281	V8 SOHC	Town Car	1997 1999	TK387793FP	
Lincoln Mercury	4.6	281	V8 SOHC	Mountaineer	2002 2005	TK87696664FP	
Lincoln Mercury	4.6	281	V8 SOHC	Town Car	2003 2011	TK87696664FP	
Lincoln Mercury	5.0	302	V8	Comet	1973 1974	TK983675	
Lincoln Mercury	5.0	302	V8	Montego	1973 1974	TK983675	
Lincoln Mercury	5.0	302	V8	Comet	1975 1977	TK983675	
Lincoln Mercury	5.0	302	V8	Monarch	1975 1977	TK983675	
Lincoln Mercury	5.0	302	V8	Cougar	1977 1979	TK983675	



Lincoln-Mercury

Lincoln Mercury	5.0	302	V8	Zephyr	1978 1979	TK983675	BW Automotive Motor Parts®
Lincoln Mercury	5.0	302	V8	Capri	1979	TK983675	BW Automotive Motor Parts®
Lincoln Mercury	5.0	302	V8	Grand Marquis	1979	TK983675	BW Automotive Motor Parts®
Lincoln Mercury	5.0	302	V8	Marquis	1979	TK983675	BW Automotive Motor Parts®
Lincoln Mercury	5.0	302	V8	Monarch	1980	TK636869	
Lincoln Mercury	5.0	302	V8	Cougar	1980 1981	TK636869	
Lincoln Mercury	5.0	302	V8	Marquis	1980 1982	TK636869	
Lincoln Mercury	5.0	302	V8	Grand Marquis	1980 1984	TK636869	



Lincoln-Mercury

Lincoln Mercury	5.0	302	V8	Capri	1982 1984	TK636869	
Lincoln Mercury	5.0	302	V8	Cougar	1984	TK636869	
Lincoln Mercury	5.0	302	V8	Grand Marquis	1984 1991	TK631231	
Lincoln Mercury	5.0	302	V8	Cougar	1984 1993	TK631231	
Lincoln Mercury	5.0	302	V8	Mark VII	1989 1992	TK631231	
Lincoln Mercury	5.4	330	V8 SOHC	Navigator	1998 1999	TK91436664FP	
Lincoln Mercury	5.4	330	V8 24V SOHC	Navigator	2005 2010	TK9169FP	
Lincoln Mercury	5.4	302	V8 24V SOHC	Navigator	2005 2010	TK9169429FP	



Armadura



Litros



CID



CC/Cil/Motor



Aplicación



Años



N° de Parte



Fotografía

Lincoln-Mercury

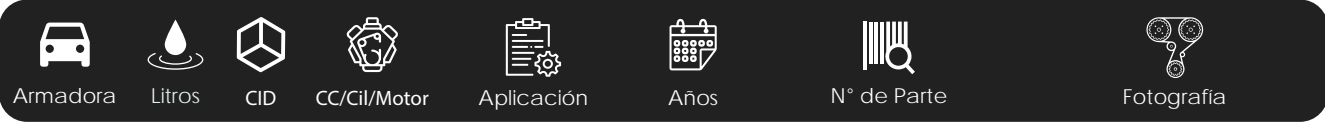
Lincoln Mercury	5.4	330	V8 24V SOHC	Mark LT	2006 2008	TK9169FP	
Lincoln Mercury	5.4	330	V8 24V SOHC	Mark LT	2006 2010	TK9169429FP	
Lincoln Mercury	5.4	330	V8 24V SOHC	Mark LT	2010	TK9169FP	
Lincoln Mercury	5.8	351	V8	Colony Park	1973	TK983675	BW Automotive Motor Parts®
Lincoln Mercury	5.8	351	V8	Marquis	1973	TK983675	BW Automotive Motor Parts®
Lincoln Mercury	5.8	351	V8	Monterey	1973	TK983675	BW Automotive Motor Parts®
Lincoln Mercury	5.8	351	V8	Cougar	1973 1974	TK983675	BW Automotive Motor Parts®
Lincoln Mercury	5.8	351	V8	Montego	1973 1974	TK983675	BW Automotive Motor Parts®



Armadora
 Litros
 CID
 CC/Cil/Motor
 Aplicación
 Años
 N° de Parte
 Fotografía

Lincoln-Mercury

Lincoln Mercury	5.8	351	V8	Montego	1975 1976	TK983675	Automotive Motor Parts®
Lincoln Mercury	5.8	351	V8	Cougar	1975 1979	TK983675	Automotive Motor Parts®
Lincoln Mercury	5.8	351	V8	Grand Marquis	1978 1979	TK983675	Automotive Motor Parts®
Lincoln Mercury	5.8	351	V8	Marquis	1978 1979	TK983675	Automotive Motor Parts®
Lincoln Mercury	5.8	351	V8	Grand Marquis	1980 1981	TK636869	
Lincoln Mercury	5.8	351	V8	Marquis	1980 1981	TK636869	
Lincoln Mercury	5.8	351	V8	Grand Marquis	1983 1984	TK636869	
Lincoln Mercury	5.8	351	V8	Grand Marquis	1984 1989	TK631231	



Lincoln-Mercury

Lincoln Mercury	6.6	400	V8	Colony Park	1973 1974	TK983675	BW	Automotive Motor Parts®
Lincoln Mercury	6.6	400	V8	Monterey	1973 1974	TK983675	BW	Automotive Motor Parts®
Lincoln Mercury	6.6	400	V8	Grand Marquis	1973 1976	TK983675	BW	Automotive Motor Parts®
Lincoln Mercury	6.6	400	V8	Cougar	1973 1978	TK983675	BW	Automotive Motor Parts®
Lincoln Mercury	6.6	400	V8	Continental	1977 1979	TK983675	BW	Automotive Motor Parts®
Lincoln Mercury	6.6	400	V8	Mark V	1977 1979	TK983675	BW	Automotive Motor Parts®
Lincoln Mercury	7.5	460	V8	Cougar	1975 1976	TK983675	BW	Automotive Motor Parts®
Lincoln Mercury	7.5	460	V8	Grand Marquis	1978	TK983675	BW	Automotive Motor Parts®



Armadora
 Litros
 CID
 CC/Cil/Motor
 Aplicación
 Años
 N° de Parte
 Fotografía

Lincoln-Mercury/Mazda

Lincoln Mercury	7.5	460	V8	Marquis	1978	TK983675	Automotive Motor Parts®
M Mazda	2.0	122	2000cc 4CIL DOHC	3	2004 2011	TK279891FP	Automotive Motor Parts®
Mazda	2.0	122	2000cc 4CIL DOHC	MX-5/Miata	2006 2010	TK279891FP	Automotive Motor Parts®
Mazda	2.0	122	2000cc 4CIL DOHC	MX-5	2008	TK279891FP	Automotive Motor Parts®
Mazda	2.3	140	4CIL	B2300	2001 2009	TK050698FP	
Mazda	3.0	N/A	2389cc V6	B3000	1994 1997	TK743649	
Mazda	3.0	N/A	2954cc V6	B3000	1998	TK743649	
Mazda	3.0	183	V6 DOHC	Tribute	2001 2011	TK082951FP	



Armadora



Litros



CID



CC/Cil/Motor



Aplicación



Años



N° de Parte



Fotografía

Mazda

Mazda	3.0	183	V6 DOHC	MPV	2002 2006	TK082951FP	
Mazda	3.0	182	V6 DOHC	Tribute	2005	TK082951FP	
Mazda	3.0	N/A	2968cc V6 DOHC	6	2008	TK082953FP	
Mazda	4.0	N/A	4016cc V6 OHV	Navajo	1991 1994	TK645051FP	
Mazda	4.0	N/A	4016cc V6 OHV	B4000	1994	TK645051FP	
Mazda	4.0	N/A	4016cc V6	B4000	1997 2009	TK980143FP	
Mercury	3.0	183	V6 DOHC VIN 1	Mariner	2008	TK082953FP	
Mercury	3.0	183	V6 DOHC VIN 1	Milan	2008	TK082953FP	



Armadora
 Litros
 CID
 CC/Cil/Motor
 Aplicación
 Años
 N° de Parte
 Fotografía

Nissan

Nissan	1.3	N/A	1299cc 4CIL	520 Pick Up	1965 1968	TK527071T6	
Nissan	1.3	N/A	1299cc 4CIL	411	1966 1967	TK527071T6	
Nissan	1.3	N/A	1299cc 4CIL	521 Pick Up	1969	TK527071T6	
Nissan	1.5	N/A	1500cc 4CIL	Datsun Sedan	1970 1975	TK527071T6	
Nissan	1.5	N/A	1500cc 4CIL	Guayin	1970 1975	TK527071T6	
Nissan	1.6	N/A	1595cc 4CIL	521 Pick Up	1966	TK527071T6	
Nissan	1.6	N/A	1595cc 4CIL	521 Pick Up	1969	TK527071T6	
Nissan	1.6	N/A	1600cc 4CIL	Datsun Guayin	1976 1984	TK527071T6	



Nissan

Nissan	1.6	N/A	4CIL	Guayin	1976 1984	TK527071T6	
Nissan	1.6	N/A	1600cc 4CIL	Pick Up	1976 1989	TK527071T6	
Nissan	1.6	N/A	1597cc 4CIL GA16DE 16V DOHC	NX Coupe	1991 1994	TK5480373120FP	
Nissan	1.6	N/A	1597cc 4CIL GA16DE 16V DOHC	Sentra	1991 1994	TK5480373120FP	
Nissan	1.6	N/A	1597cc 4CIL GA16DE 16V DOHC	Tsuru	1991 1994	TK5480373120FP	
Nissan	1.6	N/A	1597cc 4CIL GA16DE 16V DOHC	NX Coupe	1995 1999	TK5492373120FP	
Nissan	1.6	N/A	1597cc 4CIL GA16DE 16V DOHC	Sentra	1995 1999	TK5492373120FP	
Nissan	1.6	N/A	1597cc 4CIL GA16DE 16V DOHC	Tsuru	1995 1999	TK5492373120FP	



Armadora
 Litros
 CID
 CC/Cil/Motor
 Aplicación
 Años
 N° de Parte
 Fotografía

Nissan

Nissan	1.8	N/A	1800cc 4CIL	Samurai	1980 1987	TK527071T6	
Nissan	1.8	N/A	1800cc 4CIL	Datsun Sedan	1981 1993	TK527071T6	
Nissan	1.8	N/A	1800cc 4CIL	Guayin	1981 1993	TK527071T6	
Nissan	1.8	N/A	1800cc 4CIL	Sakura	1982 1986	TK527071T6	
Nissan	1.8	N/A	1800cc 4CIL	Estaquitas	1982 1994	TK527071T6	
Nissan	1.8	N/A	1800cc 4CIL	Pick Up	1990 1994	TK527071T6	
Nissan	1.8	N/A	1809cc 4CIL QG18DE DOHC	Sentra	2002 2006	TK503635FP	
Nissan	1.8	110	1797cc 4CIL	Tiida <small>ESTE KIT NO CONTIENE EL ENGRANE VVT</small>	2007 2012	TK234643FP	



Armadora



Litros



CID



CC/Cil/Motor



Aplicación



Años



N° de Parte



Fotografía

Nissan

Nissan	1.8	110	1798cc 4CIL	Versa ESTE KIT NO CONTIENE EL ENGRANE VVT	2007 2012	TK234643FP	
Nissan	2.0	122	1997cc 4CIL	Sentra ESTE KIT NO CONTIENE EL ENGRANE VVT	2007 2012	TK234643FP	
Nissan	2.4	N/A	2389cc 4CIL Z24I	720	1983 1986	TK066263FP	
Nissan	2.4	N/A	2389cc 4CIL Z24I	D21	1986 1988	TK066263FP	
Nissan	2.4	N/A	2389cc 4CIL Z24I	Pathfinder	1987 1988	TK066263FP	
Nissan	2.4	N/A	2389cc 4CIL Z24I	Van	1987 1988	TK066263FP	
Nissan	2.4	N/A	2389cc 4CIL KA24E SOHC	240SX	1989 1990	TK029435FP	
Nissan	2.4	N/A	2389cc 4CIL KA24E SOHC	Ichi Van	1989 1997	TK029435FP	



Armadora
 Litros
 CID
 CC/Cil/Motor
 Aplicación
 Años
 N° de Parte
 Fotografía

Nissan

Nissan	2.4	N/A	2389cc 4CIL KA24E SOHC	Axxess	1990	TK029435FP	
Nissan	2.4	N/A	2389cc 4CIL KA24E SOHC	Stanza	1990 1992	TK029435FP	
Nissan	2.4	N/A	2389cc 4CIL KA24E SOHC	D21	1990 1997	TK029435FP	
Nissan	2.4	N/A	2389cc 4CIL KA24DE	240SX	1998	TK4892209909FP	
Nissan	2.4	N/A	2389cc 4CIL KA24DE	Altima	1998 2001	TK4892209909FP	
Nissan	2.4	N/A	2389cc 4CIL KA24E SOHC	Pick Up	1998 2004	TK029435FP	
Nissan	2.4	N/A	2389cc 4CIL KA24DE	Frontier	1998 2004	TK4892209909FP	
Nissan	2.4	N/A	2389cc 4CIL KA24DE	Urvan	2000 2003	TK4892209909FP	



Armadora



Litros



CID



CC/Cil/Motor



Aplicación



Años



N° de Parte



Fotografía

Nissan/Oldsmobile/Pontiac

Nissan	2.4	N/A	2389cc 4CIL KA24DE	Xterra	2000 2004	TK4892209909FP	
Nissan	2.5	N/A	2500cc 4CIL QR25DE	Altima	2002 2006	TK122207FP	
Nissan	2.5	N/A	2500cc 4CIL QR25DE	Sentra	2002 2006	TK122207FP	
O							
Oldsmobile	2.2	134	2198cc L4 L61 VIN F	Alero	2002 2004	TK010249FP	
Oldsmobile	2.4	146	2392cc 4CIL DOHC	Achieva	1997 1998	TK900405FP	
Oldsmobile	2.4	146	2392cc 4CIL DOHC	Alero	1997 2002	TK900405FP	
P							
Pontiac	2.2	134	4CIL	Sunfire	1995 2002	TK707449T	
Pontiac	2.2	134	2198cc L4 DOHC VIN F	Grand AM	2002 2005	TK010249FP	



Armadora
 Litros
 CID
 CC/Cil/Motor
 Aplicación
 Años
 N° de Parte
 Fotografía

Pontiac

Pontiac	2.2	134	2198cc L4 DOHC VIN F	Sunfire	2002 2005	TK010249FP	
Pontiac	2.2	134	2198cc L4 DOHC VIN F	Pursuit	2005 2006	TK010249FP	
Pontiac	2.2	134	2198cc L4 DOHC VIN F	G5	2007 2008	TK010249FP	
Pontiac	2.4	146	2392cc 4CIL DOHC	Sunfire	1991 2002	TK900405FP	
Pontiac	2.4	146	2392cc 4CIL DOHC	Grand AM	1997 2001	TK900405FP	
Pontiac	2.4	145	2384cc L4	Pursuit	2006	TK010249FP	
Pontiac	2.4	146	2394cc 4CIL DOHC	Solstice	2006 2007	TK010249FP	
Pontiac	2.4	145	2384cc L4 DOHC	G6	2006 2009	TK010249FP	



Armadora



Litros



CID



CC/Cil/Motor



Aplicación



Años



N° de Parte



Fotografía

Pontiac







Pontiac	2.4	145	2384cc 4CIL	Solstice	2006 2009	TK010249FP	
Pontiac	2.4	145	2384cc 4CIL DOHC	G5	2007 2008	TK010249FP	
Pontiac	2.4	146	2394cc 4CIL DOHC	G5	2007 2008	TK010249FP	
Pontiac	2.4	145	L4 DOHC	Solstice	2008	TK010249FP	
Pontiac	2.4	N/A	2362cc L4	Vibe	2009 2010	TK010249FP	
Pontiac	2.4	145	L4	G6	2010	TK010249FP	
Pontiac	2.8	173	V6	Phoenix	1981 1984	TK680611	
Pontiac	2.8	173	V6	6000	1982 1986	TK680611	




Armadora
 Litros
 CID
 CC/Cil/Motor
 Aplicación
 Años
 N° de Parte
 Fotografía

Pontiac

Pontiac	2.8	173	V6	Firebird	1982 1989	TK680611	
Pontiac	2.8	173	V6	Fiero	1985 1988	TK680611	
Pontiac	2.8	173	V6	6000	1985 1989	TK712019/ TK722019	
Pontiac	2.8	173	V6	Tempest	1987 1989	TK712019/ TK722019	
Pontiac	2.8	173	V6	Grand Prix	1989	TK712019/ TK722019	
Pontiac	3.1	189	V6	6000	1988 1991	TK712019/ TK722019	
Pontiac	3.1	189	V6	Grand Prix	1989 1993	TK712019/ TK722019	
Pontiac	3.1	189	V6	Tempest	1990 1991	TK712019/ TK722019	

 Armadora
  Litros
  CID
  CC/Cil/Motor
  Aplicación
  Años
  N° de Parte
  Fotografía

Pontiac

Pontiac	3.1	189	V6	Firebird	1990 1992	TK680611	
Pontiac	3.1	189	V6	Trans Sport	1990 1995	TK712019/ TK722019	
Pontiac	3.1	189	V6	Sunbird	1991 1994	TK712019/ TK722019	
Pontiac	3.1	189	V6	Grand Prix	1999 2003	TK704847FP	
Pontiac	3.4	207	V6	Firebird	1993 1995	TK680611	
Pontiac	3.4	207	V6	Grand AM	2000 2005	TK704847FP	
Pontiac	3.4	207	V6	Montana	2000 2005	TK704847FP	
Pontiac	3.4	207	V6	Aztek	2001 2005	TK704847FP	











Armadora
 Litros
 CID
 CC/Cil/Motor
 Aplicación
 Años
 N° de Parte
 Fotografía

Pontiac

Pontiac	3.4	207	V6	Torrent	2006	TK704847FP	
Pontiac	3.5	211	V6	G6	2005 2006	TK704847FP	
Pontiac	3.5	211	V6	Montana	2005 2006	TK704847FP	
Pontiac	4.3	262	V6	Parisienne	1985 1986	TK069005	
Pontiac	4.3	262	V6	Boneville	1986	TK069005	
Pontiac	4.3	262	V6	Grand Prix	1986	TK069005	
Pontiac	4.3	262	V6	Grand Prix	1987	TK063205	
Pontiac	4.4	267	V8	LeMans	1979 1981	TK999091	

 Armadora
  Litros
  CID
  CC/Cil/Motor
  Aplicación
  Años
  N° de Parte
  Fotografía

Pontiac

Pontiac	4.4	267	V8	Grand LeMans	1979 1982	TK999091	
Pontiac	4.4	267	V8	Catalina	1980 1981	TK999091	
Pontiac	4.4	267	V8	Laurentian	1980 1981	TK999091	
Pontiac	4.4	267	V8	Parisienne	1980 1982	TK999091	
Pontiac	4.4	267	V8	Firebird	1981	TK999091	
Pontiac	4.4	267	V8	Grand Prix	1981 1982	TK999091	
Pontiac	5.0	305	V8	Ventura	1971 1977	TK999091	
Pontiac	5.0	305	V8	Phoenix	1971 1979	TK999091	









Armadora
 Litros
 CID
 CC/Cil/Motor
 Aplicación
 Años
 N° de Parte
 Fotografía

Pontiac

Pontiac	5.0	305	V8	LeMans	1977 1981	TK999091	
Pontiac	5.0	305	V8	Grand LeMans	1977 1983	TK999091	
Pontiac	5.0	305	V8	Firebird	1977 1986	TK999091	
Pontiac	5.0	305	V8	Parisienne	1977 1986	TK999091	
Pontiac	5.0	305	V8	Sunbird	1978 1979	TK999091	
Pontiac	5.0	305	V8	Grand AM	1978 1980	TK999091	
Pontiac	5.0	305	V8	Grand Prix	1978 1980	TK999091	
Pontiac	5.0	305	V8	Catalina	1980 1981	TK999091	

 Armadora
  Litros
  CID
  CC/Cil/Motor
  Aplicación
  Años
  N° de Parte
  Fotografía

Pontiac

Pontiac	5.0	305	V8	Boneville	1983 1986	TK999091	
Pontiac	5.0	305	V8	Grand Prix	1983 1986	TK999091	
Pontiac	5.0	305	V8	Firebird	1987 1991	TK063291	
Pontiac	5.7	350	V8	Ventura	1977	TK999091	
Pontiac	5.7	350	V8	Grand LeMans	1977 1979	TK999091	
Pontiac	5.7	350	V8	LeMans	1977 1979	TK999091	
Pontiac	5.7	350	V8	Phoenix	1977 1979	TK999091	
Pontiac	5.7	350	V8	Firebird	1978 1979	TK999091	











Armadora
 Litros
 CID
 CC/Cil/Motor
 Aplicación
 Años
 N° de Parte
 Fotografía

Pontiac/SAAB/Saturn

Pontiac	5.7	350	V8	Parisienne	1978 1979	TK999091	
Pontiac	5.7	350	V8	Firebird	1987 1991	TK063291	
Pontiac	5.7	350	V8	Firebird	1992	TK063297	
Pontiac	5.7	350	V8	Firebird	1998 2002	TK242627	
S							
SAAB	2.0	N/A	1985cc L4	9-3	2001 2011	TK010249FP	
SAAB	2.0	N/A	1985cc L4	9-3X	2010 2011	TK010249FP	
Saturn	2.0	122	L4 DOHC	Ion	2004 2007	TK010249FP	
Saturn	2.2	134	2198cc L4	LS	2000	TK010249FP	



Saturn

Saturn	2.2	134	L4	LS1	2000	TK010249FP	
Saturn	2.2	134	L4	LW1	2000	TK010249FP	
Saturn	2.2	134	L4	L100	2001 2002	TK010249FP	
Saturn	2.2	134	L4	LW200	2001 2003	TK010249FP	
Saturn	2.2	134	L4	Vue	2002 2005	TK010249FP	
Saturn	2.2	134	L4	Ion	2003 2007	TK010249FP	
Saturn	2.2	134	L4	L300	2004	TK010249FP	
Saturn	2.2	134	2198cc L4	Vue	2006 2007	TK010249FP	



Armadora
 Litros
 CID
 CC/Cil/Motor
 Aplicación
 Años
 N° de Parte
 Fotografía

Saturn/Toyota

Saturn	2.4	145	2384cc L4	Ion	2007	TK010249FP	
Saturn	2.4	145	L4	Aura	2007 2009	TK010249FP	
Saturn	2.4	145	2384cc L4	Sky	2007 2009	TK010249FP	
Saturn	2.4	145	L4	Vue	2007 2010	TK010249FP	
T							
Toyota	2.0	122	1998cc 4CIL DOHC	Rav4	2001 2003	TK524625FP	
Toyota	2.4	N/A	2366cc 4CIL SOHC	Celica	1985	TK960093FP	
Toyota	2.4	N/A	2366cc 4CIL SOHC	4Runner/ Pick Up	1985 1995	TK960093FP	
Toyota	2.4	N/A	2362cc 4CIL DOHC	Highlander	2001 2007	TK524625FP	



Armadora



Litros



CID



CC/Cil/Motor



Aplicación



Años



N° de Parte



Fotografía

Toyota/VAM

Toyota	2.4	N/A	2362cc 4CIL DOHC	Solara	2002 2008	TK524625FP	
Toyota	2.4	N/A	2362cc 4CIL DOHC	Camry	2002 2011	TK524625FP	
Toyota	2.4	N/A	2362cc 4CIL DOHC	Rav4	2004 2008	TK524625FP	
Toyota	2.4	N/A	2362cc 4CIL DOHC	Corolla	2009 2011	TK524625FP	
Toyota	2.4	N/A	2400cc 4CIL DOHC	Corolla	2011 2012	TK524625FP	
Toyota	2.4	N/A	2362cc 4CIL DOHC	Matrix	2012 2013	TK524625FP	
VAM	3.3	199	3261cc L6	Classic	1965	TK945455	
VAM	3.3	199	3261cc L6	American	1966 1968	TK945455	
VAM	3.3	199	3261cc L6	Gremlin	1970	TK945455	
VAM	3.8	232	3802cc L6	Gremlin/ Classic	1964 1966	TK945455	
VAM	3.8	232	3802cc L6	Classic/ American	1964 1968	TK945455	



Armadora
 Litros
 CID
 CC/Cil/Motor
 Aplicación
 Años
 N° de Parte
 Fotografía

VAM

VAM	3.8	232	L6	Pacer/ Javelin	1968 1974	TK945455	
VAM	3.8	232	3802cc L6	American/ Rambler	1969	TK945455	
VAM	3.8	232	3802cc L6	Gremlin/ Javelin	1970 1978	TK945455	
VAM	3.8	232	3802cc L6	Pacer/ Rambler	1975 1978	TK945455	
VAM	4.2	258	L6	AMX/ Rambler	1969	TK945455	
VAM	4.2	258	L6	Pacer/ Javelin	1971 1974	TK945455	
VAM	4.2	258	L6	Gremlin/ Javelin	1971 1978	TK945455	
VAM	4.2	258	L6	Gremlin/ AMX	1978 1980	TK945455	

Armadora
 Motor
 Componentes
 Años
 N° de Parte
 Fotografía

EXCLUSIVOS BW

General Motors	153/194/230/250	G-2520 G-2501	1963-1976	TK2001	
General Motors	153/181/250/292	G-2526 G-2527	1963-1989	TK2627	



**Automotive
Motor Parts®**

Kits de Banda y Tensor



www.bwcomercial.com



Armadora



Litros



CID



CC/Cil/Motor



Aplicación



Años



N° de Parte



Fotografía

Chrysler/Ford

Chrysler	N/A	N/A	N/A	Neon	1994 1998	KBT265618	
Chrysler	2.2	135	2212cc 4CIL SOHC 8V	K	1982 1994	KBT07191	
Chrysler	2.4	148	2429cc 4L 16V DOHC	Stratus	1995 2000	KBT265618	
Chrysler	2.4	148	2429cc 4CIL DOHC 16V	Cirrus	1996	KBT265618	
Chrysler	2.5	153	N/A	Cirrus Up	2000	KBT265618	
F							
Ford	2.0	121	1989cc 4CIL 16V SOHC	Contour	1993 1998	KBT294390	
Ford	2.0	121	1989cc 4CIL 16V SOHC	Escort	1993 1998	KBT294390	
Ford	2.0	121	1989cc 4CIL 16V SOHC	Focus	1993 1998	KBT294390	



Armadora
 Litros
 CID
 CC/Cil/Motor
 Aplicación
 Años
 N° de Parte
 Fotografía

Ford/GM/Nissan

Ford	2.0	121	1989cc L4 16V DOHC	Mystique	1998 2002	KBT294390	
G							
GM	1.4	98	4CIL	Chevy Todos incluidos C2 y C3	1994 2012	KBT203478A	
GM	1.4	98	4CIL SOHC	Tigra	1999	KBT203478A	
GM	1.6	98	4CIL	Chevy Todos incluidos C2 y C3	1994 2012	KBT203478A	
N							
Nissan	N/A	N/A	1600cc 4CIL SOHC	Tsubame	1986 2004	KBT07775	
Nissan	1.6	153	1600cc 4CIL 8V SOHC	Tsuru	1983 1994	KBT07775	
Nissan	1.6	97	1600cc 4CIL 8V SOHC	Sentra	1983 1994	KBT07775	
Nissan	1.6	98	1598cc 4CIL 16V DOHC	Platina	2002 2008	KBT951797	



Armadora



Litros



CID



CC/Cil/Motor



Aplicación



Años











N° de Parte










Fotografía




Nissan/Reanult/Volkswagen

Nissan	1.6	98	1598cc 4CIL 16V DOHC	Aprío	2008	KBT951797	
Nissan	1.6	N/A	1600cc 4CIL 8V SOHC	Lucino	2010	KBT07775	
R							
Renault	1.6	98	1598cc 4CIL 16V DOHC	Clio	2002 2008	KBT951797	
Renault	1.6	98	1598cc 4CIL 16V DOHC	Kangoo	2007 2008	KBT951797	
V							
Volkswagen	1.8	N/A	1780cc 4CIL	Atlantic	1985 1993	KBT01712	
Volkswagen	1.8	N/A	4CIL SOHC	Caribe	1985 1993	KBT01712	
Volkswagen	1.8	N/A	4CIL SOHC	Combi	1985 1993	KBT01712	
Volkswagen	1.8	N/A	4CIL SOHC	Corsar	1985 1993	KBT01712	



 Armadora
  Litros
  CID
  CC/Cil/Motor
  Aplicación
  Años
  N° de Parte
  Fotografía

Volkswagen

Volkswagen	1.8	N/A	4CIL SOHC	Derby	1985 1993	KBT01712	
Volkswagen	1.8	N/A	4CIL SOHC	Golf	1985 1993	KBT01712	
Volkswagen	1.8	N/A	4CIL SOHC	Jetta	1985 1993	KBT01712	



**Automotive
Motor Parts®**

Numerical Order:

Orden Numérico:



www.bwcomercial.com



Kit BW



Armadora



Aplicación



Piezas



Componentes

<p>TK010249FP</p>	<p>Buick Chevrolet GMC Oldsmobile Pontiac SAAB Saturn</p>	<p>•Buick LaCrosse 2.4L 145 L4 2384cc 2010-2015 Regal 2.4L 145 L4 2384cc 2011-2015 Regal 2.4L 145 L4 2012 Regal 2.4L 145 L4 2015 Verano 2.4L 145 L4 2011-2015 Verano 2.4L 145 L4 2384cc 2014-2015 •Chevrolet Astra 2.2L 134 L4 2198cc DOHC 2001-2002 Captiva Sport 2.4L 147 L4 2405cc 2008 Captiva Sport 2.4L 147 L4 2405cc 2012 2015 Captiva Sport 2.4L 145 L4 2405cc 2010-2015 Cavalier 2.2L 134 L4 2198cc VIN-F 2002 Cavalier 2.2L 134 L4 2198cc 2003-2005 Classic 2.2L 134 L4 2198cc 2004-2005 Cobalt 2.2L 134 L4 2198cc 2005-2010 Cobalt 2.4L 145 L4 VIN B 2006-2008 Equinox 2.4L 145 L4 2010 Equinox 2.4L 145 L4 2384cc 2011 Equinox 2.4L 145 L4 2012-2013 Equinox 2.4L 145 L4 2014-2015 HHR 2.2L 134 2189cc L4 2006 HHR 2.2L 134 2189cc L4 2007-2008 HHR 2.4L 145 2189cc L4 2006-2010 HHR 2.4L 145 L4 2011 Impala 2.4L 145 L4 2384cc 2014 Malibu 2.2L 134 L4 2198cc 2002-2006 Malibu 2.4L 134 L4 2198cc 2008 Malibu 2.4L 145 L4 2008-2012 Malibu 2.4L 145 L4 2384cc 2012-2014 Orlando 2.4L 145 L4 2384cc 2012 Orlando 2.4L 145 L4 2013-2014 Zafira 2.2L 134 L4 2198cc DOHC 2002-2006 •GMC Terrain 2.4L 145 L4 2384cc 2010-2015 •Oldsmobile Alero 2.2L 134 L4 2198cc L61 VIN F 2002-2004 •Pontiac G5 2.2L 134 L4 2198cc DOHC VIN F 2007-2008 G5 2.4L 145 L4 2384cc DOHC 2007 G5 2.4L 146 L4 2394cc DOHC 2007-2008 G5 2.4L 145 L4 DOHC 2008 G6 2.4L 145 L4 2384cc DOHC 2006-2009 G6 2.4L 145 L4 2384cc 2010 Grand AM 2.2L 134 L4 2198cc DOHC VIN F 2002-2005 Pursuit 2.2L 134 L4 2198cc DOHC VIN F 2005-2006 Pursuit 2.4L 145 L4 2384cc 2006 Solstice 2.4L 146 L4 2394cc DOHC 2006-2007 Solstice 2.4L 145 L4 2384cc DOHC 2006-2009 Solstice 2.4L 145 L4 DOHC 2008 Sunfire 2.2L 134 L4 2198cc DOHC VIN F 2002-2005 Vibe 2.4L L4 2362cc 2009-2010 •SAAB 9-3 2.0L L4 1985cc 2001-2011 9-3X 2.0L L4 1985cc 2010-2011 •Saturn Aura 2.4L 145 L4 2007-2009 Ion 2.0L 122 L4 DOHC 2004-2007 Ion 2.2L 134 L4 2198cc 2003-2007 Ion 2.4L 145 L4 2384cc 2007-2009 L100 2.2L 134 L4 2198cc 2001-2002 L300 2.2L 134 L4 2198cc 2004</p>	<p>8</p>	<p>405383 Brazo Tensor (1) 405384 Guia Derecha (1) 405385 Guia Izquierda (1) 405386 Guia (1) 7S-851 Engrane de Cigüeñal (1) 7S-853 Engrane de Tiempo (1) 7S-855 Engrane de Tiempo (1) TC-4202 Cadena Balanceadora (1)</p>
--------------------------	---	---	----------	---



TK010249FP	Saturn	LS 2.2L 134 L4 2198cc 2000 LS1 2.2L 134 L4 2198cc 2000 LW1 2.2L 134 L4 2198cc 2000 LW200 2.2L 134 L4 2198cc 2001-2003 Sky 2.4L 145 L4 2384cc 2007-2009 Vue 2.2L 134 L4 2198cc 2002-2007 Vue 2.4L 145 L4 2007-2010	8	405383 Brazo Tensor (1), 405384 Guia Derecha (1) 405385 Guia Izquierda (1), 405386 Guia (1) 7S-851 Engrane de Cigüeñal (1) 7S-853 Engrane de Tiempo (1) 7S-855 Engrane de Tiempo (1) TC-4202 Cadena Balanceadora (1)
TK026263F	Nissan	200SX 2.0L Z20 1980-1981 200SX 2.2L L4 Z22 1982-1983 510 2.0L Z20 1980-1981 Carburado 2.2L L4 Z22 1981-1983 Carburado 2.0L Z20 1983	6	7054 Guia (1), 7055 Guia (1) 9007 Tensor (1), 7S-463 Engrane de Cigüeñal (1) 7S-462 Engrane de Arbol (1) 3DR-102 Cadena (1)
TK029435FP	Nissan	240SX 2.4L 2389cc 4CIL KA24E SOHC 1989-1990 Axxes 2.4L 2389cc 4CIL KA24E SOHC 1990 D21 2.4L 2389cc 4CIL KA24E SOHC 1990-1997 Ichi Van 2.4L 2389cc 4CIL KA24E SOHC 1989-1997 Pick Up 2.4L 2389cc 4CIL KA24E SOHC 1998-2004 Stanza 2.4L 2389cc 4CIL KA24E SOHC 1990-1992	6	40176 Tensor (1) 40177 Guia (1) 40178 Brazo Tensor (1) 455-102AI Cadena de Tiempo (1) 7S-694-N Engrane de Arbol (1) 7S-735-N Engrane de Cigüeñal (1)
TK049689FP	Chrysler Dodge Jeep	•Chrysler 300 5.7L 345 V8 2005-2008 300 6.1L 370 V8 2005-2010 Aspen 5.7L 345 V8 2007-2008 •Dodge Challenger 6.1L 370 V8 2008-2010 Charger 5.7L 345 V8 2006-2008 Charger 6.1L 370 V8 2006-2010 Durango 5.7L 345 V8 2004-2006 Magnum 5.7L 345 V8 2005-2008 Magnum 6.1L 370 V8 2006-2008 RAM 1500 5.7L 345 V8 2003-2008 RAM 2500 5.7L 345 V8 2003-2008 RAM 3500 5.7L 345 V8 2003-2008 •Jeep Commander 5.7L 345 V8 2006-2008 Grand Cherokee 5.7L 345 V8 2005-2008	4	405489 Tensor (1) 7S-889GR Engrane de Cigüeñal (1) 7S-896GR Engrane de Arbol (1) TC-704AI Cadena de Tiempo (1)
TK050698FP	Ford Mazda	•Ford Ranger 2.3L 140 4CIL 2001-2011 •Mazda B2300 2.3L 140 4CIL 2001-2009	11	405513 Brazo Tensor (1), 405514 Tensor (1), 405515 Guia (1), 405516 Tensor (1), 405517 Guia (1), 7S-891 Engrane de Cigüeñal (1), 7S-893 Engrane Bomba Aceite (1), 7S-898 Engrane de Arbol (2), TC-705 Cadena de Tiempo (1), TC-706 Cadena Bomba de Aceite (1)
TK051817	Ford Lincoln Mercury	•Ford Sable 2.5L 153 4CIL 1986 Taurus 2.5L 153 4CIL 1986-1990 Tempo 2.3L 140 4CIL 1984-1994 Topaz 2.3L 140 4CIL 1984-1994 •Lincoln Mercury Sable 2.5L 153 4CIL 1986	3	7S-617GR Engrane de Cigüeñal (1) 7S-618GR Engrane de Arbol (1) TC-505SA Cadena de Tiempo (1)
TK051817T	Ford Lincoln Mercury	•Ford Sable 2.5L 153 4CIL 1986 Taurus 2.5L 153 4CIL 1986-1990 Tempo 2.3L 140 4CIL 1984-1994 Topaz 2.3L 140 4CIL 1984-1994 •Lincoln Mercury Sable 2.5L 153 4CIL 1986	4	7S-617GR Engrane de Cigüeñal (1) 7S-618GR Engrane de Arbol (1) TC-505SA Cadena de Tiempo (1) CT-505GR Tensor (1)
TK063205	General Motors	Astro 4.3L 262 V6 1992-1998 Blazer 4.3L 262 V6 1996-1998	3	(COMPONENTES PÁG 157)



Kit BW



Armadura



Aplicación



Piezas



Componentes

<p>TK063205</p>	<p>General Motors Pontiac</p>	<p>•GM C1500 4.3L 262 V6 1992 1998 C2500 4.3L 262 V6 1992 1995 Express 1500 4.3L 262 V6 1996 1998 Express 2500 4.3L 262 V6 1996 1998 G10 4.3L 262 V6 1992 1995 G20 4.3L 262 V8 1992 1995 G30 4.3L 262 V6 1992 1996 Jimmy 4.3L 262 V6 1992 1994 K1500 4.3L 262 V6 1992 1998 K2500 4.3L 262 V6 1992 1995 P30 4.3L 262 V6 1992 1998 S10 4.3L 262 V6 1992 1998 S15 4.3L 262 V6 1988 1991 S15 Jimmy 4.3L 262 V6 1988 1991 Safari 4.3L 262 V6 1987 1991 Sonoma 4.3L 262 V6 1991 1995 •Pontiac Grand Prix 4.3L 262 V6 1987</p>	<p>3</p>	<p>7S-505GR Engrane de Cigüeñal (1) 7S-732GR Engrane de Arbol (1) TC-506 Cadena de Tiempo (1)</p>
<p>TK063291</p>	<p>Cadillac General Motors Pontiac</p>	<p>•Cadillac Brougham 5.7L 350 V8 1990 1991 •GM Camaro 5.0L 305 V8 1985 1991 Camaro 5.7L 350 V8 1987 1991 Caprice 5.0L 305 V8 1989 1991 Corvette 5.0L 305 V8 1987 1991 •Pontiac Firebird 5.0L 350 V8 1987 1991 Firebird 5.7L 350 V8 1987 1991</p>	<p>3</p>	<p>7S-391GR Engrane de Cigüeñal (1) 7S-732GR Engrane de Arbol (1) TC-506 Cadena de Tiempo (1)</p>
<p>TK063297</p>	<p>Cadillac General Motors Pontiac</p>	<p>•Cadillac Brougham 5.0L 305 V8 1991 1992 Escalade 5.7L 350 V8 1999 2000 Fleetwood 5.7L 350 V8 1993 •GM C1500 5.0L 305 V8 / C1500 5.7L 350 V8 / C2500 5.0L 305 V8 1996 1999 C2500 5.7L 350 V8 / C3500 5.7L 350 V8 1996 2000 Camaro 5.0L 305 V8 1992 Caprice 5.0L 305 V8 1992 1993 Express 1500 5.0L 305 V8 / Express 1500 5.7L 350 V8 / Express 2500 5.0L 305 V8 / Express 2500 5.7L 350 V8 / Express 3500 5.7L 350 V8 1996 2002 K1500 5.0L 305 V8 / K1500 5.7L 350 V8 / K1500 Suburban 5.7L 350 V8 / K2500 5.0L 305 V8 1996 1999 K2500 5.7L 350 V8 1996 2000 K2500 Suburban 5.7L 350 V8 / K3500 5.7L 350 V8 1996 1999 K3500 5.7L 350 V8 1996 2000 P30 5.7L 350 V8 1996 1999 Savana 1500 5.0L 305 V8 / Savana 1500 5.7L 350 V8 / Savana 2500 5.0L 305 V8 / Savana 2500 5.7L 350 V8 / Savana 3500 5.7L 350 V8 1996 2002 Tahoe 5.7L 350 V8 1996 2000 Yukon 5.7L 350 V8 1996 1999 •Pontiac Firebird 5.7L 350 V8 1992</p>	<p>3</p>	<p>7S-732GR Engrane de Arbol (1) 7S-797GR Engrane de Cigüeñal (1) TC-506 Cadena de Tiempo (1)</p>
<p>TK066263FP</p>	<p>Nissan</p>	<p>720 2.4L 2389cc 4CIL Z24I 1983 1986 D21 2.4L 2389cc 4CIL Z24I 1986 1988 Pathfinder 2.4L 2389cc 4CIL Z24I 1987 1988 Van 2.4L 2389cc 4CIL Z24I 1987 1988</p>	<p>6</p>	<p>40007 Tensor (1), 40121 Guia (1), 40122 Guia (1), 7S-462GR Engrane de Arbol (1), 7S-463GR Engrane de Cigüeñal (1) D-455-106AI Cadena de Tiempo (1)</p>



<p>TK067605</p>	<p>General Motors Isuzu</p>	<p>•GM Astro 4.3L 262 V6 1992 1998 Blazer 4.3L 262 V6 1995 1998 C1500 4.3L 262 V6 1992 1998 C2500 4.3L 262 V6 1992 1995 Express 1500 4.3L 262 V6 1996 1998 Express 2500 4.3L 262 V6 1996 1998 Jimmy 4.3L 262 V6 / K1500 4.3L 262 V6 1992 1998 P30 4.3L 262 V6 1992 1998 S10 4.3L 262 V6 1992 1998 S10 Blazer 4.3L 262 V6 1992 1994 Safari 4.3L 262 V6 1992 1998 Savana 1500 4.3L 262 V6 / Savana 2500 4.3L 262 V6 1996 1998 Sonoma 4.3L 262 V6 1996 1998 •Isuzu Hombre 4.3L 262 V6 1997 2000</p>	<p>3</p>	<p>7S-505GR Engrane de Cigüeñal (1) 7S-776GR Engrane de Arbol (1) TC-499SA Cadena de Tiempo (1)</p>
<p>TK069005</p>	<p>General Motors Pontiac</p>	<p>•GM Astro 4.3L 262 V6 1985 1986 Blazer 5.7L 350 V8 1987 1994 C10 4.3L 262 V6 1985 1986 C10 5.7L 350 V8 1985 1996 C1500 4.3L 262 V6 1985 1986 C1500 5.0L 305 V8 1989 1995 C1500 5.7L 350 V8 1988 1995 C1500 Suburban 5.7L 350 V8 1985 1992 C20 4.3L 262 V6 / C20 5.7L 350 V8 / C2500 4.3L 262 V6 1985 1986 C2500 4.3L 262 V6 / C2500 5.0L 305 V8 1989 1995 C2500 5.7L 350 V8 / C3500 5.7L 350 V8 1988 1995 Caballero 3.8L 229 V6 1978 1984 Caballero 4.3L 262 V6 1985 1986 Camaro 3.8L 229 V6 1980 1991 Caprice 3.8L 229 V6 1980 1984 Caprice 4.3L 262 V6 1985 1986 El Camino 3.8L 229 V6 1978 1984 El Camino 4.3L 262 V6 1985 1986 G10 4.3L 262 V6 1985 1986 G10 5.0L 305 V8 1989 1995 G10 5.7L 350 V8 1987 1994 G20 5.0L 305 V8 / G20 5.7L 350 V8 / G30 5.7L 350 V8 1985 1995 Impala 3.8L 229 V6 1980 1984 K10 5.7L 350 V8 1985 1996 K1500 4.3L 262 V6 1985 1986 K1500 5.0L 305 V8 / K1500 5.7L 350 V8 1988 1995 K20 4.3L 262 V6 1985 1986 K2500 5.0L 305 V8 1989 1995 K2500 5.7L 350 V8 / K3500 5.7L 350 V8 1988-1995 Malibu 3.8L 229 V6 1978 1984 Monte Carlo 4.3L 262 V6 1985 1986 P30 4.3L 262 V6 1985 1986 P30 5.7L 350 V8 1988 1995 P40 4.3L 262 V6 / Safari 4.3L 262 V6 1985-1986 Tahoe 5.7L 350 V8 1995 •Pontiac Boneville 4.3L 262 V6 / Grand Prix 4.3L 262 V6 1986 Parisienne 4.3L 262 V6 1985 1986</p>	<p>3</p>	<p>7S-390-NEGR Engrane de Arbol (1) 7S-505GR Engrane de Cigüeñal (1) TC-499SA Cadena de Tiempo (1)</p>
<p>TK069801F</p>	<p>Nissan</p>	<p>D21 / Pathfinder / Van / Z24 1989-1990</p>	<p>3</p>	<p>40007 Tensor (1) 40121 Guia (1) 40122 Guia (1)</p>



Kit BW



Armadora



Aplicación



Piezas



Componentes

TK082951FP	Ford Lincoln Mercury Mazda Mercury	<p>•Ford Escape 3.0L 182 V6 DOHC 2001-2005 Escape 3.0L 183 V6 DOHC 2005- 2008 Five Hundred 3.0L 183 V6 DOHC 2005-2007 Freestyle 3.0L 183 V6 DOHC 2005-2007 Taurus 3.0L 182 V6 DOHC 2001-2005</p> <p>•Lincoln Mercury LS 3.0L 182 DOHC 2001-2002</p> <p>•Mazda MPV 3.0L 183 V6 DOHC 2002-2006 Tribute 3.0L 183 V6 DOHC 2001-2011 Tribute 3.0L 182 V6 DOHC 2005</p> <p>•Mercury Cougar 2.5L 155 2450cc V6 2001-2002 Mariner 3.0L 182 V6 DOHC 2005 Mariner 3.0L 183 V6 DOHC 2006-2007 Montego 3.0L 183 V6 DOHC 2006-2007 Sable 3.0L 182 V6 DOHC 2001-2005</p>	9	405549 Tensor (2) 405550 Brazo Tensor (2) 405551 Guia Derecha (1) 405552 Guia Derecha (1) 7S-929 Engrane de Cigüeñal (1) TC-708 Cadena de Tiempo (2)
TK082953FP	Ford Lincoln Mercury Mazda Mercury	<p>•Ford Fusion 3.0L 183 V6 DOHC Sold in United States 2006-2009</p> <p>•Lincoln Mercury Zephyr 3.0L 183 V6 DOHC 2006</p> <p>•Mazda Mazda 6 3.0L 2968cc V6 DOHC 2008</p> <p>•Mercury Mariner 3.0L 183 V6 DOHC 2008 Milan 3.0L 183 V6 DOHC VIN 1 2008</p>	9	405549 Tensor (2) 405550 Brazo Tensor (2) 405553 Guia (2) 7S-929 Engrane de Cigüeñal (1) TC-708 Cadena de Tiempo (2)
TK106263F	Nissan	Turbocargado 2.8L L6 L28ET 1975-1983 Turbocargado 2.8L L6 L28ET 1975-1983	6	7123 Guia (1), 7029 Guia (1) 7S-462 Engrane (1), 7S-463 Engrane (1) 9008 Tensor (1), 3DR-110 Cadena (1)
TK122207FP	Nissan	Altima 2.5L 2500cc 4CIL QR25DE 2002-2006 Sentra 2.5L 2500cc 4CIL QR25DE 2002-2006	9	405500 Tensor (1), 405501 Tensor (1) 405502 Guia (1), 405503 Guia (1) 405507 Brazo Tensor (1) 7S-907AI Engrane de Cigüeñal (1) 7S-922AI Engrane de Arbol (1) TC-712AI Cadena de Tiempo (1) TC-713AI Cadena Balanceadora (1)
TK146263	Nissan	Pick Up 510 1952cc / Pick Up 520 1952cc / Pick Up 521 1952cc / Pick Up 610 1952cc / Pick Up L20B 1952cc 1974-1985 200SX 1952cc / 710 1952cc / 720 1952cc 1974-1985	3	TC-23114 Cadena de Tiempo (1) 7S-462 Engrane de Arbol (1) 7S-463 Engrane de Cigüeñal (1)
TK146263F	Nissan	Pick Up 510 1952cc / Pick Up 520 1952cc / Pick Up 521 1952cc / Pick Up 610 1952cc / Pick Up L20B 1952cc / 200SX 1952cc / 710 1952cc / 720 1952cc 1974-1985	3	TC-23114 Cadena de Tiempo (1) 7S-462 Engrane de Arbol (1) 7S-463 Engrane de Cigüeñal (1)
TK2001	GM	•GM 1963-1976 •Motores 153 / 194 / 230 / 250	2	G-2520 (1) G-2501 (1)
TK234643FP	Nissan	Tiida 1.8L 110 1797cc 4CIL 2007 2012 Versa 1.8L 110 1798cc 4CIL 2007 2012 Sentra 2.0L 122 1997cc 4CIL 2007 2012 *Este kit no contiene el engrane VVT*	10	405581 Brazo Tensor (1), 405582 Guia (1) 405583 Guia (1), 405584 Tensor (1) 405585 Tensor (1), 7S-943GR Engrane de Cigüeñal (Triple) (1), 7S-945GR Engrane de Bomba de Aceite (1) 7S-946GR Engrane de Arbol (1) TC-723AI Cadena de Tiempo (1) TC-725AI Cadena de Tiempo (1)



<p>TK242627</p>	<p>Cadillac General Motors Pontiac</p>	<p>•Cadillac Escalade 6.0L 364 V8 2002-2006 •GM Avalanche 1500 5.3L 323 V8 2002-2004 Camaro 5.7L 350 V8 1998-2002 Corvette 5.7L 350 V8 1997-2004 Express 1500 5.3L 323 V8 / Express 2500 4.8L 294 V8 / Express 2500 5.3L 323 V8 / Express 2500 6.0L 364 V8 / Express 3500 5.3L 323 V8 / Express 3500 6.0L 364 V8 / Savana 1500 5.3L 323 V8 / Savana 2500 4.8L 294 V8 / Savana 2500 5.3L 323 V8 2003-2004 Savana 3500 4.8L 294 V8 2004 Sierra 4.8L 294 V8 1999-2004 Sierra 1500 5.3L 323 V8 1999-2004 Sierra 1500 HD 6.0L 364 V8 2001-2002 Sierra 2500 5.3L 323 V8 1999-2000 Sierra 2500 6.0L 364 V8 1999-2002 Sierra 2500 HD 6.0L 364 V8 / Sierra 3500 6.0L 364 V8 2001-2002 Sierra C3 6.0L 364 V8 2001 Silverado 1500 4.8L 294 V8 / Silverado 1500 5.3L 323 V8 1999-2004 Silverado 1500 HD 6.0L 364 V8 2001-2003 Silverado 2500 5.3L 323 V8 1999-2004 Silverado 2500 5.7L 350 V8 2001-2002 Silverado 2500 6.0L 364 V8 1999-2004 Silverado 2500 HD 6.0L 364 V8 2001-2004 Silverado 3500 5.3L 323 V8 2004 Silverado 3500 6.0L 364 V8 2001-2004 Sonora 5.3L 323 V8 2003-2004 SSR 5.3L 323 V8 2003-2004 Suburban 6.0L 364 V8 / Suburban 1500 5.3L 323 V8 2000-2004 Tahoe 4.8L 294 V8 / Tahoe 5.3L 323 V8 2000-2004 Trailblazer EXT 5.3L 323 V8 2003-2004 W3500 Tiltmaster 6.0L 364 V8 2004 W4500 Tiltmaster 6.0L 364 V8 2003-2004 Yukon 4.8L 294 V8 2000-2004 Yukon 5.3L 323 V8 2000-2003 Yukon XL 2500 6.0L 364 V8 2000 •Pontiac Firebird 5.7L 350 V8 1998-2002</p>	<p>3</p>	<p>TC-1024 Cadena de Tiempo (1) 7S-826 Engrane de Arbol (1) 7S-827 Engrane de Cigüeñal (1)</p>
<p>TK253635</p>	<p>General Motors</p>	<p>Astro 4.3L 262 V6 1999-2005 Blazer 4.3L 262 V6 1999-2005 Bravada 4.3L 262 V6 1999-2001 Express 1500 4.3L 262 V6 1999-2007 Express 2500 4.3L 262 V6 1999-2005 Jimmy 4.3L 262 V6 1999-2005 P30 4.3L 262 V6 1999 P3500 4.3L 262 V6 1999 S10 4.3L 262 V6 1999-2004 Safari 4.3L 262 V6 1999-2005 Savana 1500 4.3L 262 V6 1999-2007 Savana 2500 4.3L 262 V6 1999-2005 Sierra 1500 4.3L 262 V6 1999-2006 Silverado 1500 4.3L 262 V6 1999-2006 Sonoma 4.3L 262 V6 1999-2004</p>	<p>3</p>	<p>TC-1025 Cadena de Tiempo (1) 7S-836 Engrane de Arbol (1) 7S-835 Engrane de Cigüeñal (1)</p>
<p>TK2627</p>	<p>GM</p>	<p>•GM 1963-1989 •Motores153 / 181 / 250 / 292</p>	<p>2</p>	<p>G-2526 (1) G-2527 (1)</p>



Kit BW



Armadora



Aplicación



Piezas



Componentes

TK279891FP	Ford Mazda	<p>•Ford Ecosport 2.0L 121 4CIL 2004-2008 Focus 2.0L 121 4CIL2005-2011 Transit Connect 2.0L 121 4CIL 2010-2013</p> <p>•Mazda Mazda 3 2.0L 122 2000cc 4CIL DOHC 2004-2011 MX-5/Miata 2.0L 122 2000cc 4CIL DOHC 2006-2010 MX-5 2.0L 122 2000cc 4CIL DOHC 2008</p>	11	405514 Tensor (1), 405516 Tensor (1) 405517 Guia (1), 405555 Guia (1) 405556 Guia (1) 7S-891 Engrane de Cigüeñal (1) 7S-893 Engrane de Bomba de Aceite (1) 7S-898 Engrane de Arbol (2) TC-706 Cadena de Tiempo (1) TC-727 Cadena de Bomba de Aceite (1)
TK387793FP	Ford Lincoln Mercury	<p>•Ford Econoline 4.6L 281 V8 SOHC 1997-1999 Expedition 4.6L 281 V8 SOHC 1997-1999 Explorer 4.6L 281 V8 SOHC 1997-1999 F-150 4.6L 281 V8 SOHC 1997-1999 F-250 4.6L 281 V8 SOHC 1997-1999 Mustang GT 4.6L 281 V8 SOHC 1997-1999 Thunderbird LX 4.6L 281 V8 SOHC 1997-1999</p> <p>•Lincoln Mercury Cougar XR7 4.6L 281 V8 SOHC 1997-1999 Crown Victoria 4.6L 281 V8 SOHC 1997-1999 Grand Marquis 4.6L 281 V8 SOHC 1997-1999 Mountaineer 4.6L 281 V8 SOHC 1997-1999 Town Car 4.6L 281 V8 SOHC 1997-1999</p>	9	40387 Guia Derecha (1) 40388 Guia Izquierda (1) 40389 Brazo Tensor Izquierdo (1) 40390 Brazo Tensor Derecho (1) 40402 Tensor Izquierdo (1) 40403 Tensor Derecho (1) 7S-843GR Engrane de Cigüeñal (1) TC-387AI Cadena de Tiempo (2)
TK480100FP	Ford	Courier 1.6L 98 1598cc 4CIL SOHC 2001-2006 Fiesta 1.6L 97 1596cc 4CIL SOHC 2001 Fiesta 1.6L 97 1596cc 4CIL SOHC 2003-2006 Fiesta Ikon 1.6L 97 1596cc 4CIL SOHC 2002-2007 Ikon 1.6L 97 1596cc 4CIL SOHC 2004-2006 KA 1.6L 97 1596cc 4CIL SOHC 2002-2006	6	409405 Guia Derecha (1) 409406 Guia Izquierda (1) 409407 Tensor (1) 7S-1400 Engrane de Cigüeñal (1) 7S-1401 Engrane de Arbol (1) TC-4800 Cadena de Tiempo (1)
TK4892209909FP	Nissan	240SX 2.4L 2389cc 4CIL KA24DE 1998 Altima 2.4L 2389cc 4CIL KA24DE 1998-2001 Frontier 2.4L 2389cc 4CIL KA24DE 1998-2004 Urvan 2.4L 2389cc 4CIL KA24DE 2000-2003 Xterra 2.4L 2389cc 4CIL KA24DE 2000-2004	11	40235 Tensor (1), 40236 Tensor (1), 40239 Guia Der. (1), 40240 Guia Izq. (1), 455-48AI Cadena de Tiempo (1), 455-92AI Cadena de Tiempo (1) 7S-699 Engrane de Cigüeñal (1), 7S-909 Engrane Auxiliar (1), 7S-920 Engrane de Arbol (2), KG-2.4 Kit de Retenes (1)
TK503635FP	Nissan	Sentra 1.8L 1809cc 4CIL QG18DE DOHC 2002-2006	7	40538 Guia Corta (1), 40539 Guia Larga (1), 40540 Brazo Tensor (1) 40541 Tensor (1) 7S-935AI Engrane de Cigüeñal (1) 7S-936AI Engrane de Arbol (1) TC-750AI Cadena de Tiempo (1)
TK5055	Ford	Camiones 3.9L 240 6CIL 1965-1974	2	G-2750GR Engrane de Distribucion (1) G-2755GR Engrane de Distribucion (1)
TK510897	Ford	Bronco 2.8L 170 6CIL 1966-1972 Bronco 3.3L 200 6CIL 1973-1974 Club Wagon 2.4L 144 6CIL 1962-1964 E-100 2.8L 170 6CIL / E-200 2.8L 170 6CIL / E-300 2.8L 170 6CIL 1968-1971 Econoline 2.8L 170 6CIL 1968-1971 Fairmont 3.3L 200 6CIL 1978-1983 Maverick 2.8L 170 6CIL 1969-1972 Maverick 3.3L 200 6CIL 1969-1977 Mustang 2.8L 170 6CIL 1964-1965 Mustang 3.3L 200 6CIL 1964-1979 Stations Bus 2.4L 144 6CIL 1962-1964 Villager 2.4L 144 6CIL 1962-1963 Villager 2.8L 170 6CIL 1962 Villager 2.8L 170 6CIL 1964-1967 Villager 3.6L 221 6CIL / Villager 3.6L 260 6CIL 1962	3	TC-351 Cadena de Tiempo (1) 7S-308 Engrane de Arbol (1) 7S-397 Engrane de Cigüeñal (1)



Kit BW



Armadura



Aplicación



Piezas



Componentes

TK524625FP	Toyota	Camry 2.4L 2362cc 4CIL DOHC 2002-2011 Corolla 2.4L 2362cc 4CIL DOHC 2009-2011 Corolla 2.4L 2400cc 4CIL DOHC 2011-2012 Highlander 2.4L 2362cc 4CIL DOHC 2001-2007 Matrix 2.4L 2362cc 4CIL DOHC 2012-2013 Rav4 2.0L 122 1998cc 4CIL DOHC 2001-2003 Rav4 2.4L 2362cc 4CIL DOHC 2004-2008 Solara 2.4L 2362cc 4CIL DOHC 2002-2008	12	405519 Resorte Tensor (1), 405520 Brazo Tensor (1), 405521 Brazo Tensor (1), 405522 Guia (1) 405526 Guia Sistema Tensor (1) 405527 Tensor (1), 7S-846GR Engrane de arbol (1), 7S-923GR Engrane de bomba de aceite (1), 7S-924GR Engrane de bomba de aceite (1), 7S-925GR Engrane de cigüeñal (1), TC-751AI Cadena Balanceadora (1), TC-752AI Cadena de Tiempo (1)
TK5257	Ford	Camiones 3.9L 240 6CIL 1965-1974 Camiones 4.9L 300 6CIL 1965-1981	2	G-2752 Engrane de Arbol (1) G-2757 Engrane de Cigüeñal (1)
TK527071	Nissan	Nissan 411 1.3L 1299cc 4CIL 1966-1967 520 Pick Up 1.3L 1299cc 4CIL 1965-1968 521 Pick Up 1.3L 1299cc 4CIL 1969 521 Pick Up 1.6L 1595cc 4CIL 1966 521 Pick Up 1.6L 1595cc 4CIL 1969 Datsun Guayin 1.6L 1600cc 4CIL 1976-1984 Datsun Sedan 1.5L 1500cc 4CIL 1970-1975 Datsun Sedan 1.8L 1800cc 4CIL 1981-1993 Estaquitas 1.8L 1800cc 4CIL 1982-1994 Guayin 1.5L 1500cc 4CIL 1970-1975 Guayin 1.6L 4CIL 1976-1984 Guayin 1.8L 1800cc 4CIL 1981-1993 Pick Up 1.6L 1600cc 4CIL 1976-1989 Pick Up 1.8L 1800cc 4CIL 1990-1994 Sakura 1.8L 1800cc 4CIL 1982-1986 Samurai 1.8L 1800cc 4CIL 1980-1987	3	7S-470-N Engrane de Arbol (1) 7S-471-N Engrane de Cigüeñal (1) D-455-52GR Cadena de Tiempo (1)
TK527071T6	Nissan	Nissan 411 1.3L 1299cc 4CIL 1966-1967 520 Pick Up 1.3L 1299cc 4CIL 1965-1968 521 Pick Up 1.3L 1299cc 4CIL 1969 521 Pick Up 1.6L 1595cc 4CIL 1966 521 Pick Up 1.6L 1595cc 4CIL 1969 Datsun Guayin 1.6L 1600cc 4CIL 1976-1984 Datsun Sedan 1.5L 1500cc 4CIL 1970-1975 Datsun Sedan 1.8L 1800cc 4CIL 1981-1993 Estaquitas 1.8L 1800cc 4CIL 1982-1994 Guayin 1.5L 1500cc 4CIL 1970-1975 Guayin 1.6L 4CIL 1976-1984 Guayin 1.8L 1800cc 4CIL 1981-1993 Pick Up 1.6L 1600cc 4CIL 1976-1989 Pick Up 1.8L 1800cc 4CIL 1990-1994 Sakura 1.8L 1800cc 4CIL 1982-1986 Samurai 1.8L 1800cc 4CIL 1980-1987	4	7S-470-N Engrane de Arbol (1) 7S-471-N Engrane de Cigüeñal (1) BT-06-N Tensor (1) D-455-52GR Cadena de Tiempo (1)
TK544215	Ford Lincoln Mercury	•Ford Gran Torino 4.1L 250 6CIL 1973-1974 Granada 4.1L 250 6CIL 1975-1977 Maverick 4.1L 250 6CIL 1973-1977 Mustang 4.1L 250 6CIL 1973 Ranchero 4.1L 250 6CIL 1973 Torino 4.1L 250 6CIL 1973-1974 •Lincoln Mercury Comet 4.1L 250 6CIL 1973-1977 Monarch 4.1L 250 6CIL 1975-1977 Montego 4.1L 250 6CIL 1973-1977	3	TC-354 Cadena de Tiempo (1) 7S-442-N Engrane de Arbol (1) 7S-415 Engrane de Cigüeñal (1)



Kit BW



Armadura



Aplicación



Piezas



Componentes

TK5480373120FP	Nissan	NX Coupe 1.6L 1597cc 4CIL GA16DE 16V DOHC 1991-1994 Sentra 1.6L 1597cc 4CIL GA16DE 16V DOHC 1991-1994 Tsuru 1.6L 1597cc 4CIL GA16DE 16V DOHC 1991-1994	12	40229 Tensor (1) 40230 Tensor (1) 40231 Guia (1) 40232 Guia (1) 40233 Guia Izquierda (1) 40234 Guia Derecha (1) 455-54AI Cadena de Tiempo (1) 455-80P Cadena de Tiempo (1) 7S-720-N Engrane de Arbol (2) 7S-731-N Engrane de Cigüeñal (1) 7S-737GR Engrane Auxiliar (1)
TK5492373120FP	Nissan	NX Coupe 1.6L 1597cc 4CIL GA16DE 16V DOHC 1995-1999 Sentra 1.6L 1597cc 4CIL GA16DE 16V DOHC 1995-1999 Tsuru 1.6L 1597cc 4CIL GA16DE 16V DOHC 1995-1999	10	40229 Tensor (1) 40230 Tensor (1) 40233 Guia Izquierda (1) 40234 Guia Derecha (1) 455-54AI Cadena de Tiempo (1) 455-92AI Cadena de Tiempo (1) 7S-720-N Engrane de Arbol (2) 7S-731-N Engrane de Cigüeñal (1) 7S-737GR Engrane Auxiliar (1)
TK583031	Ford	Bronco 5.0L 302 V8 1972-1987 E-100 5.0L 302 V8 1972-1982 E-100 Econoline Club 5.0L 302 V8 1975-1983 E-150 5.0L 302 V8 1979-1986 E-150 Econoline Club Wagon 5.0L 302 V8 1979-1986 E-200 Econoline 5.0L 302 V8 1972 1974 E-250 Econoline Club Wagon 5.0L 302 V8 1979 1980 F-100 5.0L 302 V8 1975-1983 F-150 5.0L 302 V8 1972-1974 F-150 5.0L 302 V8 1975-1983 F-250 5.0L 302 V8 1979-1986 F-350 5.0L 302 V8 1973-1979 Galaxie 500 5.0L 302 V8 1972	3	7S-373GR Engrane de Cigüeñal (1) 7S-430 NEGR Engrane de Arbol (1) TC-358GR Cadena de Tiempo (1)
TK600297	Chrysler	Aspen 5.9L 360 V8 1976-1980 B100 5.2L 318 V8 1975-1980 B100 5.9L 360 V8 1976-1978 B100 Van 5.9L 360 V8 1971-1974 B150 3.9L 239 V6 1988-1991 B150 5.2L 318 V8 1981-1991 B200 5.2L 318 V8 / B200 5.9L 360 V8 1975-1980 B200 Van 5.9L 360 V8 1971-1974 B250 3.9L 239 V6 1988-1990 B250 5.2L 318 V8 1981-1991 B250 5.9L 360 V8 1984-1989 B300 5.2L 318 V8 1975-1980 B300 5.9L 360 V8 1975-1980 B300 Van 5.9L 360 V8 1971-1974 B350 5.2L 318 V8 1981-1991 B350 5.9L 360 V8 1989-1991 Challenger 5.6L 340 V8 1970-1973 Charger 5.6L 340 V8 1971-1973 Charger 5.9L 360 V8 1974-1978 Cordoba 5.2L 318 V8 1975-1983 Cordoba 5.9L 360 V8 1975 1980 Coronet 5.6L 340 V8 1972-1973 Coronet 5.9L 360 V8 1973-1976 D100 3.9L 239 V6 1988-1989 D100 5.2L 318 V8 1975-1979 D100 5.2L 318 V8 1986-1989 D100 Pick Up 5.9L 360 V8 1971-1974 D150 3.9L 239 V6 1988-1990	3	7S-296GR Engrane de Arbol (1) 7S-297GR Engrane de Cigüeñal (1) TC-160AI Cadena de Tiempo (1)



 Kit BW
  Armadora
  Aplicación
  Piezas
  Componentes

<p>TK600297</p>	<p>Chrysler</p>	<p>D150 5.2L 318 V8 1977-1991 D150 5.9L 360 V8 1977-1982 D150 5.9L 360 V8 1984-1989 D200 5.2L 318 V8 1975-1980 D200 5.9L 360 V8 1971-1974 D250 3.9L 239 V6 1988-1990 D250 5.2L 318 V8 1981-1991 D250 5.9L 360 V8 1981-1982 D250 5.9L 360 V8 1984-1989 D300 5.2L 318 V8 1975-1980 D300 Pick Up 5.9L 360 V8 1971-1974 D350 5.2L 318 V8 1981-1983 D350 5.9L 360 V8 1981-1989 D400 5.9L 360 V8 1978-1981 D450 5.9L 360 V8 1978-1981 Dakota 3.9L 239 V6 1987-1990 Dakota 5.2L 318 V8 1989-1991 Dart 5.6L 340 V8 1970-1973 Dart 5.9L 360 V8 1973-1976 Imperial 5.2L 318 V8 1981-1983 Le Baron 5.2L 318 V8 1977-1981 Le Baron 5.9L 360 V8 1978-1979 New Yorker 5.2L 318 V8 1979-1982 New Yorker 5.9L 360 V8 1977-1980 Newport 5.2L 318 V8 1979-1981 Newport 5.9L 360 V8 1971-1980 RAM Charger 5.2L 318 V8 1975-1991 RAM Charger 5.9L 360 V8 1974-1981 RAM Charger 5.9L 360 V8 1984-1989 Town & Country 5.2L 318 V8 1978-1981 Town & Country 5.9L 360 V8 1978-1979 Valiant 5.2L 318 V8 1968-1976 Valiant 5.9L 360 V8 1976 Volare 5.2L 318 V8 1976-1980 Volare 5.9L 360 V8 1976-1980</p>	<p>3</p>	<p>7S-296GR Engrane de Arbol (1) 7S-297GR Engrane de Cigüeñal (1) TC-160AI Cadena de Tiempo (1)</p>
<p>TK605051FP</p>	<p>Ford</p>	<p>Bronco II 2.9L 177 V6 1986-1990 Ranger 2.9L 177 V6 1986-1992</p>	<p>5</p>	<p>40157 Tensor (1), 40187 Guia (1) 455-60G Cadena de Tiempo (1) 7S-650 Engrane de Arbol (1) 7S-651GR Engrane de Cigüeñal (1)</p>
<p>TK615859</p>	<p>Chrysler</p>	<p>Aspen 5.9L 360 V8 1976-1980 B100 5.2L 318 V8 1975-1980 B150 5.2L 318 V8 1981-1989 B150 5.9L 360 V8 1977-1982 B200 5.2L 318 V8 1975-1980 B250 5.2L 318 V8 1981-1989 B300 5.2L 318 V8 1975-1980 B350 5.2L 318 V8 1981-1989 Barracuda 5.2L 318 V8 1968-1974 Belvedere 4.5L 273 V8 1968 Belvedere II 4.5L 273 V8 1965-1967 Charger 4.5L 273 V8 1966 Charger 5.9L 360 V8 1971-1978 Charger 5.9L 360 V8 1974-1978 Cordoba 5.2L 318 V8 1975-1983 Coronet 4.5L 273 V8 1965-1968 Coronet 5.9L 360 V8 1971-1976 D100 5.2L 318 V8 1975-1979 D100 5.2L 318 V8 1986-1989 D150 5.2L 318 V8 1977-1989 D150 5.9L 360 V8 1977-1982 D150 5.9L 360 V8 1984-1989 D200 5.2L 318 V8 1975-1980</p>	<p>3</p>	<p>7S-358-NEGR Engrane de Arbol (1) 7S-359GR Engrane de Cigüeñal (1) TC-361GR Cadena de Tiempo (1)</p>



Kit BW



Armadora



Aplicación



Piezas



Componentes

<p>TK615859</p>	<p>Chrysler</p>	<p>D200 5.9L 360 V8 1975-1980 D200 5.9L 360 V8 1975-1980 D200 Pick Up 5.9L 360 V8 1971-1974 D200 Pick Up 5.9L 360 V8 1971-1974 D250 5.2L 318 V8 1981-1989 D250 5.9L 360 V8 1981-1982 D250 5.9L 360 V8 1984-1989 D300 5.2L 318 V8 / D300 5.9L 360 V8 / D300 5.9L 360 V8 1975-1980 D300 Pick Up 5.9L 360 V8 1971-1974 D350 5.2L 318 V8 1981-1983 D350 5.9L 360 V8 1989-1991 D400 5.9L 360 V8 / D450 5.9L 360 V8 1978-1981 Dakota 5.2L 318 V8 1989 Dart 4.5L 273 V8 1964-1969 Dart 5.9L 360 V8 1971-1976 Le Baron 5.2L 318 V8 1977-1981 Le Baron 5.9L 360 V8 1978-1979 New Yorker 5.2L 318 V8 1979-1982 New Yorker 5.9L 360 V8 1977-1986 Newport 5.2L 318 V8 1979-1981 RAM Charger 5.2L 318 V8 1975-1989 Town & Country 5.2L 318 V8 1978-1981 Town & Country 5.9L 360 V8 1978-1979 Valiant 5.2L 318 V8 1968-1976</p>	<p>3</p>	<p>7S-358-NEGR Engrane de Arbol (1) 7S-359GR Engrane de Cigüeñal (1) TC-361GR Cadena de Tiempo (1)</p>
<p>TK631231</p>	<p>Ford Lincoln Mercury</p>	<p>•Ford Bronco 5.0L 302 V8 1989 Bronco 5.8L 351 V8 1984-1996 Crown Victoria 5.0L 302 V8 1987-1989 Crown Victoria 5.8L 351 V8 1987-1991 E-100 Econoline Club Wagon 5.0L 302 V8 1989-1991 E-150 5.0L 302 V8 1989-1991 E-150 5.8L 351 V8 1984-1996 E-250 Econoline 5.0L 302 V8 1989-1991 E-350 Econoline Club Wagon 5.8L 351 V8 1984-1996 F-150 5.0L 302 V8 1989 F-150 Econoline 5.8L 351 V8 1984-1996 F-250 5.0L 302 V8 1989 F-250 5.0L 302 V8 1985-1996 F-250 Econoline 5.8L 351 V8 1984-1996 F-350 5.8L 351 V8 1985-1996 LTD 5.0L 302 V8 / LTD 5.8L 351 V8 1984-1986 Mustang 5.0L 302 V8 1984-1993 Thunderbird 5.0L 302 V8 1984-1988 •Lincoln Mercury Cougar 5.0L 302 V8 1984-1993 Grand Marquis 5.8L 351 V8 1984-1989 Grand Marquis 5.0L 302 V8 1984-1991 Mark VII 5.0L 302 V8 1989-1992</p>	<p>3</p>	<p>7S-469GR Engrane de Cigüeñal (1) 7S-612GR Engrane de Arbol (1) TC-163AI Cadena de Tiempo (1)</p>
<p>TK636869</p>	<p>Ford Lincoln Mercury</p>	<p>•Ford Bronco 5.0L 302 V8 1984 Bronco 5.8L 351 V8 1984 E-150 Econoline 5.0L 302 V8 / E-150 Econoline 5.8L 351 V8 1984 / E-150 Econoline Club Wagon 5.0L 302 V8 / E-150 Econoline Club Wagon 5.8L 351 V8 / E-250 Econoline 5.0L 302 V8 / E-250 Econoline 5.8L 351 V8 1984 F-150 5.0L 302 V8 / F-150 5.8L 351 V8 / F-150 6.9L 420 V8 / F-250 5.0L 302 V8 1984</p>	<p>3</p>	<p>TC-163 Cadena de Tiempo (1) 7S-468 Engrane de Arbol (1) 7S-469/531 Engrane de Cigüeñal (1)</p>



<p>TK636869</p>	<p>Ford Lincoln Mercury</p>	<p>•Ford F-250 5.8L 351 V8 / F-250 6.9L 420 V8 / F-250 7.5L 460 V8 / F-250 Econoline 5.0L 302 V8 / F-350 5.8L 351 V8 / F-350 6.9L 420 V8 / F-350 7.5L 460 V8 1984 Granada 5.0L 302 V8 1980 LTD 5.0L 302 V8 1984 LTD 5.8L 351 V8 1980-1984 Mustang 5.0L 302 V8 1982-1984 Thunderbird 5.0L 302 V8 1980-1981 Thunderbird 5.0L 302 V8 1983-1984 •Lincoln Mercury Capri 5.0L 302 V8 1982-1984 Cougar 5.0L 302 V8 1980-1981 Cougar 5.0L 302 V8 1984 Grand Marquis 5.0L 302 V8 1980-1984 Grand Marquis 5.8L 351 V8 1980-1981 Grand Marquis 5.8L 351 V8 1983-1984 Marquis 5.0L 302 V8 1980-1982 Marquis 5.8L 351 V8 1980-1981 Monarch 5.0L 302 V8 1980</p>	<p>3</p>	<p>TC-163 Cadena de Tiempo (1) 7S-468 Engrane de Arbol (1) 7S-469/531 Engrane de Cigüeñal (1)</p>
<p>TK638889</p>	<p>General Motors</p>	<p>C10 4.6L 283 V8 1961-1967 C15 5.7L 350 V8 1971-1972 C15 5.7L 350 V8 1975-1978 C15 6.6L 400 V8 1976-1978 C15 Suburban 5.7L 350 V8 1975-1978 C1500 5.7L 350 V8 1979-1988 C1500 6.6L 400 V8 1979-1980 C1500 Pick Up 5.7L 350 V8 1971-1972 C20 4.6L 283 V8 1961-1967 C25 5.7L 305 V8 1975-1978 C25 6.6L 400 V8 1976-1978 C25 Suburban 5.7L 350 V8 1975-1978 C2500 5.7L 350 V8 1979-1991 C30 4.6L 283 V8 1961-1967 C35 6.6L 400 V8 1976-1978 C3500 5.7L 350 V8 1979-1991 G15 6.6L 400 V8 1976-1978 G1500 5.7L 350 V8 1979-1991 G1500 6.6L 400 V8 1976-1978 G2500 5.7L 350 V8 1979-1991 G2500 6.6L 400 V8 1979-1980 G3500 5.7L 350 V8 1979-1991 G3500 6.6L 400 V8 1979-1980 Jimmy 5.7L 350 V8 1970-1991 Jimmy 6.6L 400 V8 1975-1979 K10 4.6L 283 V8 1961-1967 K15 Suburban 5.7L 350 V8 1975-1978 K15 Suburban 6.6L 400 V8 1975-1979 K1500 6.6L 400 V8 1979-1980 K20 6.6L 400 V8 1977-1980 K20 Pick Up 4.6L 283 V8 1961-1967 P35 5.7L 350 V8 1975-1978 P3500 5.7L 350 V8 1979-1991</p>	<p>3</p>	<p>7S-288GR Engrane de Arbol (1) 7S-289GR Engrane de Cigüeñal (1) TC-163AI Cadena de Tiempo (1)</p>
<p>TK640708FP</p>	<p>Chrysler Jeep</p>	<p>•Chrysler Dakota 2.5L 153 2507cc 1996-2001 •Jeep Cherokee 2.5L 150 1984-2000 CJ7 2.5L 150 1983-1986 Comanche 2.5L 150 1986-1992 Scrambler 2.5L 150 1983-1985</p>	<p>5</p>	<p>40167 Tensor (1) 40337 Guia (1) 455-64G Cadena de Tiempo (1) 7S-607 Engrane de Cigüeñal (1) 7S-608 Engrane de Arbol (1)</p>



Kit BW



Armadora



Aplicación



Piezas



Componentes

TK640708FP	Jeep	<p>•Jeep TJ 2.5L 150 1997-2002 Wagoneer 2.5L 150 1984-1987 Wrangler 2.5L 150 1987 Wrangler 2.5L 150 1987-1995 Wrangler 2.5L 150 1997-2002</p>	5	<p>40167 Tensor (1) 40337 Guia (1) 455-64G Cadena de Tiempo (1) 7S-607 Engrane de Cigüeñal (1) 7S-608 Engrane de Arbol (1)</p>
TK645051FP	Ford Mazda	<p>•Ford Aerostar 4.0L 245 V6 OHV 1990-1994 Explorer 4.0L 245 V6 OHV 1991-1994 Ranger 4.0L 245 V6 OHV 1990-1994 •Mazda B4000 4.0L 4016cc V6 OHV 1994 Navajo 4.0L 4016cc V6 OHV 1991-1994</p>	5	<p>40157 Tensor (1) 40261 Guia (1) 455-64E-O Cadena (1) 7S-650 Engrane de Arbol (1) 7S-651-O Engrane de Cigüeñal (1)</p>
TK680611	Buick General Motors Isuzu Jeep Pontiac	<p>•Buick Skylark 2.8L 173 V6 1980-1985 •GM Camaro 2.8L 173 V6 1982-1989 Celebrity 2.8L 173 V6 1982-1986 Century 2.8L 173 V6 1982-1986 Citation 2.8L 173 V6 1981-1983 Citation II 2.8L 173 V6 1984-1985 Cutlass Ciera 2.8L 173 V6 1982-1986 Omega 2.8L 173 V6 1982-1984 S10 2.8L 173 V6 1982-1993 S10 Blazer 2.8L 173 V6 1983-1990 S15 2.8L 173 V6 1982-1990 S15 Jimmy 2.8L 173 V6 1983-1989 Sonoma 2.8L 173 V6 1991-1993 •Isuzu Pick Up 3.7L 3137cc V6 1991-1994 Rodeo 3.1L 3137cc V6 1991-1992 Trooper 2.8L 173 2827cc V6 1989-1991 •Jeep Cherokee 2.8L 173 V6 1984-1986 Comanche 2.8L 173 V6 1986 Wagoneer 2.8L 173 V6 1984-1986 •Pontiac 6000 2.8L 173 V6 1982-1986 Fiero 2.8L 173 V6 1985-1988 Firebird 2.8L 173 V6 1982-1989 Firebird 3.1L 189 V6 1990-1992 Firebird 3.4L 207 V6 1993-1995 Phoenix 2.8L 173 V6 1981-1984</p>	3	<p>7S-506GR Engrane de Arbol (1) 7S-511GR Engrane de Cigüeñal (1) TC-368GR Cadena de Tiempo (1)</p>
TK704847FP	General Motors Pontiac	<p>•GM Alero 3.4L 207 V6 2000-2004 Century 3.1L 189 V6 1999-2005 Equinox 3.4L 207 V6 2005-2007 Impala 3.4L 207 V6 2000-2005 Lumina 3.1L 189 V6 1999-2001 Malibu 3.1L 189 V6 1999-2003 Monte Carlo 3.1L 189 V6 1999 Monte Carlo 3.4L 207 V6 2000-2005 Silhouette 3.4L 207 V6 2000-2004 Uplander 3.5L 211 V6 2005-2006 Venture 3.4L 207 V6 2000-2005 •Pontiac Aztek 3.4L 207 V6 2001-2005 G6 3.5L 211 V6 2005-2006 Grand AM 3.4L 207 V6 2000-2005 Grand Prix 3.1L 189 V6 1999-2003</p>	3	<p>7S-847GR Engrane de Cigüeñal (1) 7S-848GR Engrane de Arbol (1) TC-700AI Cadena de Tiempo (1) 40388 Sistema Tensor (1)</p>



TK704847FP	Pontiac	<p>•Pontiac Montana 3.4L 207 V6 2000 2005 Montana 3.5L 211 V6 2005 2006 Torrent 3.4L 207 V6 2006</p>	3	7S-847GR Engrane de Cigüeñal (1) 7S-848GR Engrane de Arbol (1) TC-700AI Cadena de Tiempo (1) 40388 Sistema Tensor (1)
TK707449	General Motors Isuzu Pontiac	<p>•GM Beretta 2.2L 134 1994-1996 Cavalier 2.2L 134 1994-2000 Century 2.2L 134 1994-1996 Corsica 2.2L 134 1994-1996 Cutlass Ciera 2.2L 134 1994-1996 LLV 2.2L 134 1994-1995 S10 2.2L 134 1994-2003 Sonoma 2.2L 134 1994-2003</p> <p>•Isuzu Hombre 2.2L 134 4CIL 1997-2000</p> <p>•Pontiac Sunfire 2.2L 134 4CIL 1995-2002</p>	3	7S-549GR Engrane de Cigüeñal (1) 7S-774GR Engrane de Arbol (1) TC-370SA Cadena de Tiempo (1)
TK707449T	General Motors Isuzu Pontiac	<p>•GM Beretta 2.2L 134 1994-1996 Cavalier 2.2L 134 1994-2000 Century 2.2L 134 / Corsica 2.2L 134 / Cutlass Ciera 2.2L 134 1994-1996 LLV 2.2L 134 1994-1995 S10 2.2L 134 1994-2003 Sonoma 2.2L 134 1994-2003</p> <p>•Isuzu Hombre 2.2L 134 4CIL 1997-2000</p> <p>•Pontiac Sunfire 2.2L 134 4CIL 1995-2002</p>	3	40115 Tensor (1) 7S-549GR Engrane de Cigüeñal (1) 7S-774GR Engrane de Arbol (1) TC-370SA Cadena de Tiempo (1)
TK712019/ TK722019	Buick Cadillac General Motors Pontiac	<p>•Buick Regal 2.8L 173 V6 1988-1989 Regal 3.1L 189 V6 1989-1993 Skylark 2.8L 173 V6 1985</p> <p>•Cadillac Cimarron 2.8L 173 V6 1985-1988</p> <p>•GM Beretta 3.1L 189 V6 1990-1993 Lumina 3.1L 189 V6 1990-1995 Silhouette 3.1L 189 V6 1990-1994</p> <p>•Pontiac 6000 2.8L 173 V6 1985-1989 6000 3.1L 189 V6 1988-1991 Grand Prix 2.8L 173 V6 1989 Grand Prix 3.1L 189 V6 1989-1993 Sunbird 3.1L 189 V6 1991-1994 Tempest 2.8L 173 V6 1987-1989 Tempest 3.1L 189 V6 1990-1991 Trans Sport 3.1L 189 V6 1990-1995</p>	3	7S-619GR Engrane de Cigüeñal (1) 7S-620GR Engrane de Arbol (1) TC-372SA Cadena de Tiempo (1)
TK743649	Ford Lincoln Mercury Mazda	<p>•Ford Aerostar 3.0L 182 V6 1986-1990 Probe 3.0L 182 V6 1990-1992 Ranger 3.0L 182 V6 1991-1998 Taurus 3.0L 182 V6 1986-1998 Tempo 3.0L 182 V6 1992-1994 Topaz 3.0L 182 V6 1992-1994 Windstar 3.0L 182 V6 1995-1998</p> <p>•Lincoln Mercury Sable 3.0L 182 V6 1986-1998</p> <p>•Mazda B3000 3.0L 2983cc V6 1994-1997 B3000 3.0L 2954cc V6 1998</p>	3	7S-636GR Engrane de Arbol (1) 7S-649GR Engrane de Cigüeñal (1) TC-374AI Cadena de Tiempo (1)



Kit BW



Armadora



Aplicación



Piezas



Componentes

<p>TK760039</p>	<p>Ford Lincoln Mercury</p>	<p>•Ford E-150 Club Wagon 4.2L 256 V6 2003 E-150 Econoline 4.2L 256 V6 1997-1998 E-150 Econoline Club Wagon 4.2L 256 V6 1997-2004 E-250 4.2L 256 V6 2003 E-250 Econoline 4.2L 256 V6 1997-2004 F-150 4.2L 256 V6 1997-2007 Freestar 3.9L 238 V6 2004-2007 Mustang 3.8L 232 V6 1994-2004 Taurus 3.8L 232 V6 1988-1995 Thunderbird 3.8L 232 V6 1988-1997 Windstar 3.8L 232 V6 1995-2003 •Lincoln Mercury Continental 3.8L 232 V6 1988-1994 Cougar 3.8L 232 V6 1988-1997 Sable 3.8L 232 V6 1988-1995</p>	<p>3</p>	<p>7S-539GR Engrane de Arbol (1) 7S-700GR Engrane de Cigüeñal (1) TC-365SA Cadena de Tiempo (1)</p>
<p>TK812112</p>	<p>Chrysler Jeep</p>	<p>•Chrysler Dakota 3.9L 239 V6 1991-2003 Dakota 5.2L 318 V8 1990-1999 Dakota 5.9L 360 V8 1990-2003 Durango 3.9L 239 V6 1998-1999 Durango 5.2L 318 V8 1998-2000 Durango 5.9L 360 V8 1998-2003 RAM 1500 3.9L 239 V8 1994-1998 RAM 1500 5.2L 318 V8 1994-2001 RAM 1500 5.9L 360 V8 1994-2003 RAM 1500 VAN 3.9L 239 V6 1999-2003 RAM 1500 VAN 5.2L 318 V8 1999-2003 RAM 1500 VAN 5.9L 360 V8 1999-2003 RAM 2500 5.2L 318 V8 1994-1996 RAM 2500 5.9L 360 V8 1994-2002 RAM 2500 VAN 3.9L 239 V8 2000-2001 RAM 2500 VAN 3.9L 239 V6-2001 RAM 2500 VAN 5.2L 318 V8 1999-2003 RAM 2500 VAN 5.9L 360 V8 1999-2003 RAM 3500 5.9L 360 V8 1994 RAM 3500 5.9L 360 V8 1997-2002 RAM 3500 VAN 5.2L 318 V8 1999-2003 RAM 3500 VAN 5.9L 360 V8 1999-2003 RAM Charger 5.2L 318 V8 1990-1993 RAM Charger 5.9L 360 V8 1990-1993 •Jeep Grand Cherokee 5.2L 318 V8 1993-1998 Grand Cherokee 5.9L 360 V8 1998 Grand Wagoneer 5.2L 318 V8 1993</p>	<p>3</p>	<p>7S-712GR Engrane de Arbol (1) 7S-721GR Engrane de Cigüeñal (1) TC-380SA Cadena de Tiempo (1)</p>
<p>TK87696664FP</p>	<p>Ford Lincoln Mercury</p>	<p>•Ford Crown Victoria 4.6L 281 V8 SOHC 2000-2010 E-150 4.6L 281 V8 SOHC 2006-2007 E-150 Club Wagon 4.6L 281 V8 SOHC 2003-2005 E-250 4.6L 281 V8 SOHC 2003-2007 Expedition 4.6L 281 V8 SOHC 2003-2004 Explorer 4.6L 281 V8 SOHC 2003-2005 F-150 4.6L 281 V8 SOHC 2003-2008 F-150 Heritage 4.6L 281 V8 SOHC 2004 Grand Marquis 4.6L 281 V8 SOHC 2003-2010 •Lincoln Mercury Mountaineer 4.6L 281 V8 SOHC 2002-2005 Town Car 4.6L 281 V8 SOHC 2003-2011</p>	<p>13</p>	<p>40329 Tensor (1) 40330 Tensor (1) 40387 Guia Derecha (1) 40388 Guia Izquierda (1) 40389 Brazo Tensor (1) 40390 Brazo Tensor (1) 7S-764GR Engrane de Arbol (1) 7S-766GR Engrane de Arbol (1) 7S-869GR Engrane de Cigüeñal (1) S802 Espaciador (2) TC-387AI Cadena de Tiempo (2)</p>



<p>TK87936664FP</p>	<p>Ford Lincoln Mercury</p>	<p>•Ford Cougar 4.6L 281 V8 SOHC 1996-1997 Crown Victoria 4.6L 281 V8 SOHC 1996-1999 E-150 Econoline Club Wagon 4.6L 281 V8 SOHC 1999-2000 Expedition 4.6L 281 V8 SOHC 1997-2000 F-150 4.6L 281 V8 SOHC 1997-2000 F-250 4.6L 281 V8 SOHC 1997-1999 Grand Marquis 4.6L 281 V8 SOHC 1996-1999 Mustang 4.6L 281 V8 SOHC 1996-1998 Thunderbird 4.6L 281 V8 SOHC 1996-1997 •Lincoln Mercury Town Car 4.6L 281 V8 SOHC 1996-2000</p>	<p>9</p>	<p>40319 Guia Derecha =40315 (1) 40320 Guia Izquierda =40316 (1) 40321 Set Brazo Y Tensor=40317 Izq. (1) 40322 Set Brazo Y Tensor=40318 Der. (1) 75-764GR Engrane de Arbol Izq. (1) 75-766GR Engrane de Arbol Der. (1) 75-843GR Engrane de Cigüeñal (1) TC-387AI Cadena de Tiempo (2)</p>
<p>TK888815</p>	<p>Chrysler</p>	<p>•Chrysler Caravan 3.3L 201 V6 1990-2003 Caravan 3.8L 230 V6 1990-2003 Caravan 3.8L 230 V6 1996-1999 Concorde 3.3L 201 V6 1993-1996 Grand Caravan 3.3L 201 V6 1990-2003 Grand Caravan 3.8L 230 V6 1990-2003 Grand Caravan 3.8L 230 V6 1994-2003 Grand Voyager 3.3L 201 V6 1990-2000 Grand Voyager 3.3L 201 V6 2000 Grand Voyager 3.8L 230 V6 1994-1995 Grand Voyager 3.8L 230 V6 1999 Intrepid 3.3L 201 V6 1993-1997 New Yorker 3.3L 201 V6 1990-1993 New Yorker 3.8L 230 V6 1991-1993 Town & Country 3.3L 201 V6 1990-1993 Town & Country 3.3L 201 V6 1996-2003 Town & Country 3.8L 230 V6 1994-2003 Voyager 3.3L 201 V6 1991-2003 Voyager 3.8L 230 V6 1998-1999</p>	<p>3</p>	<p>75-715GR Engrane de Cigüeñal (1) 75-788GR Engrane de Arbol (1) TC-368GR Cadena de Tiempo (1)</p>
<p>TK900405FP</p>	<p>Buick General Motors Oldsmobile Pontiac</p>	<p>•Buick Skylark 2.4L 146 2392cc 4CIL DOHC 1997-1998 •GM Cavalier 2.4L 146 2392cc 4CIL DOHC 1997-2002 Malibu 2.4L 146 2392cc 4CIL DOHC 1997-1999 •Oldsmobile Achieva 2.4L 146 4CIL DOHC 1997-1998 Alero 2.4L 146 4CIL 1997-2002 •Pontiac Grand AM 2.4L 146 2392cc 4CIL DOHC 1997-2001 Sunfire 2.4L 146 2392cc 4CIL DOHC 1997-2002</p>	<p>9</p>	<p>40355 Guía Derecha Baja (1) 40356 Tensor (1) 40365 Guía Derecha (1) 40366 Guía Izquierda (1) 40367 Guía Superior (1) 75-804 Engrane de Arbol (2) 75-805 Engrane de Cigüeñal (1) TC-390AI Cadena de Tiempo (1)</p>
<p>TK91436664FP</p>	<p>Ford Lincoln Mercury</p>	<p>•Ford E-350 Econoline 6.8L 415 V10 1997-1998 E-350 Econoline Club Wagon 6.8L 415 V10 1997-2001 E-450 Econoline Super Duty 6.8L 415 V10 2000-2001 Econoline Super Duty 6.8L 415 V10 1997-1998 Excursion 6.8L 415 V10 1999-2001 Excursion 6.8L 415 V10 2000-2001 F-250 Super Duty 6.8L 415 V10 1999-2001 F-350 Super Duty 6.8L 415 V10 1999-2001 F-450 Super Duty 6.8L 415 V10 1999-2001 F-550 Super Duty 6.8L 415 V10 1999-2001 •Lincoln Mercury Navigator 5.4L 330 V8 SOHC 1998-1999</p>	<p>11</p>	<p>40402 Tensor (1) 40403 Tensor (1) 40411 Brazo Tensor Izq. (1) 40412 Brazo Tensor Der. (1) 40413 Guia Izquierda (1) 40414 Guia Derecha (1) 75-764GR Engrane de Arbol Izq. (1) 75-766GR Engrane de Arbol Der. (1) 75-843GR Engrane de Cigüeñal (1) TC-391AI Cadena de Tiempo (2)</p>



Kit BW



Armadora



Aplicación



Piezas



Componentes

TK9169403F	Ford	Expedition 5.4L 330 V8 2001 Econoline 5.4L 330 V8 2001 F-150 5.4L 330 V8 2001 F-250 5.4L 330 V8 2001	9	40402 Tensor (1), 40403 Tensor (1) 40411 Brazo Tensor (1), 40412 Brazo Tensor (1), 40413 Guia (1), 40414 Guia (1) 7S-869 Rueda Dentada (1) TC-391 Cadena de Tiempo (2)
TK9169411FP	Ford	E-350 6.8L 415 V10 16V SOHC 2002 Econoline 150 6.8L 415 V10 16V SOHC 2002 Econoline 250 6.8L 415 V10 16V SOHC 2002 Econoline 350 6.8L 415 V10 16V SOHC 2002 Expedition 6.8L 415 V10 16V SOHC 2002 F-150 6.8L 415 V10 16V SOHC 2002 F-250 6.8L 415 V10 16V SOHC 2002	11	40402 Tensor (1), 40403 Tensor (1) 40411 Brazo Tensor (1), 40412 Brazo Tensor (1), 40413 Guia (1), 40414 Guia (1) 7S-764GR Engrane de Arbol (1) 7S-766GR Engrane de Arbol (1) 7S-869GR Engrane de Cigüeñal (1) TC-391Al Cadena de Tiempo (2)
TK9169429FP	Ford	Club Wagon 5.4L 330 V8 16V SOHC 2003-2005 E-150 5.4L 330 V8 16V SOHC 2003-2005 E-150 5.4L 330 V8 16V SOHC 2003-2009 E-150 5.4L 330 V8 16V SOHC 2007-2008 E-150 Econoline 5.4L 330 V8 16V SOHC 2002 E-150 Econoline Club Wagon 5.4L 330 V8 16V SOHC 2002 E-250 5.4L 330 V8 16V SOHC 2003-2008 E-250 Econoline 5.4L 330 V8 16V SOHC 2002 E-250 Super Duty 5.4L 330 V8 16V SOHC 2004-2005 E-350 5.4L 330 V8 16V SOHC 2003 E-350 Club Wagon 5.4L 330 V8 16V SOHC 2003-2005 E-350 Econoline 5.4L 330 V8 16V SOHC 2002 E-350 Econoline Club Wagon 5.4L 330 V8 16V SOHC 2002 E-350 Super Duty 5.4L 330 V8 16V SOHC 2004-2008 E-450 5.4L 330 V8 16V SOHC 2003	9	40329 Tensor (1) 40430 Tensor (1) 40411 Brazo Tensor Izq. (1) 40412 Brazo Tensor Der. (1) 40413 Guia Izq. (1) 40414 Guia Der. (1) 7S-869GR Engrane de Cigüeñal (1) TC-391Al Cadena de Tiempo (2)
TK9169430FP	Ford	E-350 5.4L 330 V8 16V SOHC 2001 Econoline 150 5.4L 330 V8 16V SOHC 2001 Econoline 250 5.4L 330 V8 16V SOHC 2001 Econoline 350 5.4L 330 V8 16V SOHC 2001 Expedition 5.4L 330 V8 16V SOHC 2001 F-150 5.4L 330 V8 16V SOHC 2001 F-250 5.4L 330 V8 16V SOHC 2001	11	40402 Tensor (1), 40403 Tensor (1) 40411 Brazo Tensor (1) 40412 Brazo Tensor (1) 40413 Guia (1), 40414 Guia (1) 7S-764GR Engrane de Cigüeñal (1) 7S-766GR Engrane de Cigüeñal (1) 7S-869GR Engrane de Arbol (1) TC-391Al Cadena de Tiempo (2)
TK9169430FP	Ford	•Ford E-150 5.4L 330 16V V8 SOHC 2003-2008 E-150 Club Wagon 5.4L 330 16V V8 SOHC 2003-2005 E-150 Econoline 5.4L 330 16V V8 SOHC 2002 E-150 Econoline 6.8L 415 16V V10 SOHC 2002-2005 E-150 Econoline 5.4L 330 24V V8 SOHC 2007-2008 E-150 Econoline 6.8L 415 16V V10 SOHC 2002-2005 E-150 Econoline Club Wagon 5.4L 330 16V V8 SOHC 2002 E-250 5.4L 330 16V V8 SOHC 2003-2008 E-250 Econoline 5.4L 330 16V V8 SOHC 2002 E-250 Econoline 6.8L 415 16V V10 SOHC 2002-2005 E-250 Econoline 6.8L 415 16V V10 SOHC 2002-2005	11	40402 Tensor (1), 40403 Tensor (1) 40411 Brazo Tensor (1) 40412 Brazo Tensor (1) 40413 Guia (1), 40414 Guia (1) 7S-764GR Engrane de Cigüeñal (1) 7S-766GR Engrane de Cigüeñal (1) 7S-869GR Engrane de Arbol (1) TC-391Al Cadena de Tiempo (2)



 Kit BW
  Armadora
  Aplicación
  Piezas
  Componentes

<p>TK9169FP</p>	<p>Ford</p>	<p>E-250 Super Duty 5.4L 330 16V V8 SOHC 2004-2005 E-350 Club Wagon 5.4L 330 16V V8 SOHC 2003-2005 E-350 Econoline 6.8L 415 16V V10 SOHC 2002-2005 E-350 Econoline 5.4L 330 24V V8 SOHC 2007-2008 E-350 Econoline 6.8L 415 16V V10 SOHC 2002-2005 E-350 Econoline Club Wagon 5.4L 330 16V V8 SOHC 2002 E-350 Super Duty 5.4L 330 16V V8 SOHC 2004-2008 E-450 Super Duty 5.4L 330 16V V8 SOHC 2002 E-450 Super Duty 5.4L 330 16V V8 SOHC 2003-2004 E-450 Super Duty 5.4L 330 24V V8 SOHC 2006-2008 Econoline 5.4L 330 16V V8 SOHC 2002-2006 Excursion 5.4L 330 16V V8 SOHC 2002-2005 Expedition 6.8L 415 16V V10 SOHC 2002-2005 Expedition 5.4L 330 16V V8 SOHC 2002-2008 Expedition 5.4L 330 24V V8 SOHC 2005-2011 Expedition 6.8L 415 16V V10 SOHC 2002-2005 F-150 5.4L 330 16V V8 SOHC 2002-2003 F-150 6.8L 415 16V V10 SOHC 2002-2005 F-150 5.4L 330 24V V8 SOHC 2004-2010</p>	<p>9</p>	<p>40329 Tensor (1) 40330 Tensor (1) 40411 Brazo Tensor Izq. (1) 40412 Brazo Tensor Der. (1) 40413 Guia Izq. (1) 40414 Guia Der. (1) 7S-869GR Rueda Dentada (1) TC-391AI Cadena de Tiempo (2)</p>
<p>TK91896990FP</p>	<p>Ford Lincoln Mercury</p>	<p>•Ford GT-40 5.4L 330 V8 Triton SOHC 1998-2000 •Lincoln Mercury Navigator 5.4L 330 V8 Triton SOHC 1998-2000</p>	<p>17</p>	<p>40402 Tensor (1), 40403 Tensor (1) 40404 Tensor (1), 40405 Tensor (1) 40415 Guia (1), 40416 Guia (1) 40417 Brazo Tensor (2) 7S-790PGR Engrane de Tiempo (4) 7S-869GR Rueda Dentada (1) TC-189 Cadena de Tiempo (2) TC-391AI Cadena de Tiempo (2)</p>
<p>TK91899093FP</p>	<p>Ford Lincoln Mercury</p>	<p>•Ford GT-40 5.4L 330 V8 Triton SOHC 1998-2000 •Lincoln Mercury Navigator 5.4L 330 V8 Triton SOHC 1998-2000</p>	<p>19</p>	<p>40402 Tensor (1), 40403 Tensor (1) 40404 Tensor (1), 40405 Tensor (1) 40415 Guia (1), 40416 Guia (1) 40417 Brazo Tensor (2) 7S-790PGR Engrane de Tiempo (4) 7S-843GR Engrane de Tiempo (1) S803 Espaciador (2) TC-189 Cadena de Tiempo (2) TC-391AI Cadena de Tiempo (2)</p>
<p>TK945455</p>	<p>Jeep</p>	<p>•Jeep Cherokee 4.2L 258 L6 1974-1981 CJ5 3.8L 232 L6 1972-1978 CJ5 4.2L 258 L6 1972-1981 CJ6 3.8L 232 L6 1972-1978 CJ6 4.2L 258 L6 1972-1975 CJ7 3.8L 232 L6 1976-1978 CJ7 4.2L 258 L6 1976-1981 Commando 3.8L 232 3802cc L6 1972-1973 Commando 4.2L 258 4228cc L6 1973 DJ5 3.8L 232 L6 1972-1978 DJ5 4.2L 258 L6 1973-1974 Gladiator 3.8L 232 3802cc L6 1966-1969 J-10 4.2L 258 L6 1974-1981 J-100 3.8L 232 3802cc L6 1966-1972</p>	<p>3</p>	<p>7S-354-NEGR Engrane de Arbol (1) 7S-355GR Engrane de Cigüeñal (1) TC-494GR Cadena de Tiempo (1)</p>



Kit BW



Armadora



Aplicación



Piezas



Componentes

<p>TK945455</p>	<p>Jeep</p>	<p>J-100 4.2L 258 4228cc L6 1972 J-20 4.2L 258 L6 1974 J-20 4.2L 258 L6 1976 J-2500 3.8L 232 3802cc L6 1966-1971 J-2500 4.2L 258 L6 1972-1973 J-2600 3.8L 232 3802cc L6 1966-1970 J-2600 4.2L 258 L6 1972-1973 J-2600 5.3L 327 5358cc V8 1966-1967 J-2700 3.8L 232 3802cc L6 1966-1969 J-2700 5.3L 327 5358cc V8 1966-1967 J-2800 3.8L 232 3802cc L6 1966-1968 J-2800 5.3L 327 5358cc V8 1966-1967 J-3500 3.8L 232 3802cc L6 1966-1970 J-3500 5.3L 327 5358cc V8 1966-1967 J-3600 3.8L 232 3802cc L6 1966-1970 J-3600 5.3L 327 5358cc V8 1966-1967 J-3700 3.8L 232 3802cc L6 1966-1970 J-3700 5.3L 327 5358cc V8 1966 J-3800 3.8L 232 3802cc L6 1966-1970 J-3800 4.2L 258 4228cc L6 1971 J-3800 5.3L 327 5358cc V8 1966 J-4500 3.8L 232 3802cc L6 1970 J-4500 4.2L 258 L6 1971-1973 J-4600 3.8L 232 3802cc L6 1970 J-4600 4.2L 258 L6 1971-1973 J-4700 3.8L 232 3802cc L6 1970 J-4700 4.2L 258 L6 1971-1973 J-4800 3.8L 232 3802cc L6 1970 J-4800 4.2L 258 L6 1971-1973 Jeepster 3.8L 232 3802cc L6 1971-1973 Jeepster 4.2L 258 L6 1972-1973 Scrambler 4.2L 258 L6 1981 Wagoneer 3.8L 232 3802cc L6 1966-1971 Wagoneer 4.2L 258 L6 1972-1973 Wagoneer 4.2L 258 L6 1980-1981 •VAM American 3.3L 199 3261cc L6 1966-1968 American 3.8L 232 3802cc L6 1964-1968 American 3.8L 232 3802cc L6 1969 AMX 4.2L 258 L6 1969 AMX 4.2L 258 L6 1978-1980 Classic 3.3L 199 3261cc L6 1965 Classic 3.8L 232 3802cc L6 1964-1966 Classic 3.8L 232 3802cc L6 1964-1968 Gremlin 3.8L 232 3802cc L6 1964-1966 Gremlin 3.3L 199 3261cc L6 1970 Gremlin 3.8L 232 3802cc L6 1970-1978 Gremlin 4.2L 258 L6 1971-1978 Gremlin 4.2L 258 L6 1978-1980 Javelin 3.8L 232 L6 1968-1974 Javelin 3.8L 232 3802cc L6 1970-1978 Javelin 4.2L 258 L6 1971-1974 Javelin 4.2L 258 L6 1971-1978 Pacer 3.8L 232 3802cc L6 1975-1978 Pacer 4.2L 258 L6 1971-1974</p>	<p>3</p>	<p>7S-354-NEGR Engrane de Arbol (1) 7S-355GR Engrane de Cigüeñal (1) TC-494GR Cadena de Tiempo (1)</p>
------------------------	-------------	--	----------	--



TK945455	VAM	Pacer 3.8L 232 L6 1968-1974 Rambler 3.8L 232 3802cc L6 1969 Rambler 4.2L 258 L6 1969 Rambler 3.8L 232 3802cc L6 1975-1978	3	7S-354-NEGR Engrane de Arbol (1) 7S-355GR Engrane de Cigüeñal (1) TC-494GR Cadena de Tiempo (1)
TK94932432FP	Chrysler Jeep	•Chrysler RAM 1500 3.7L 226 V6 2002-2003 •Jeep Liberty 3.7L 226 V6 SOHC 2002-2003	14	40418 Tensor (1), 40431 Tensor Der. (1) 40432 Tensor Izq. (1), 40433 Brazo Tensor (2) 40434 Guia Der. (1), 40435 Guia Izq. (1) 7S-824GR Engrane de Arbol (1) 7S-832GR Engrane de Arbol (1) 7S-861GR Engrane de Cigüeñal (1) 7S-863GR Engrane de Auxiliar (1) TC-194SA Cadena Secundaria (2) TC-393SA Cadena de Tiempo (1)
TK94935270FP	Chrysler Jeep	•Chrysler Dakota 4.7L 287 V8 2003-2007 Durango 4.7L 285 V8 2003-2008 RAM 1500 4.7L 287 V8 2003-2007 •Jeep Commander 4.7L 285 V8 SOHC 2006 Grand Cherokee 4.7L 285 V8 SOHC 2005-2006	15	40418 Tensor (1), 40419 Tensor Der. (1) 40420 Tensor Izq. (1), 40421 Brazo Tensor (2) 40422 Guia (2) 7S-852GR Engrane de Arbol Izq. (1) 7S-870GR Engrane de Arbol Der. (1) 7S-861GR Engrane de Cigüeñal (1) 7S-863GR Engrane Auxiliar (1) 7S-865GR Engrane Auxiliar (1) TC-393AI Cadena de Tiempo (1) TC-394AI Cadena Secundaria (2)
TK94935452FP	Chrysler Jeep	•Chrysler Dakota 4.7L 287 V8 2000 2002 Durango 4.7L 287 V8 2000-2002 RAM 1500 4.7L 287 V8 2002 •Jeep Grand Cherokee 4.7L 287 V8 SOHC 1999-2001 Grand Cherokee 4.7L 285 V8 SOHC 2002-2004	15	40418 Tensor (1), 40419 Tensor Der. (1) 40420 Tensor Izq. (1), 40421 Brazo Tensor (2) 40422 Guia (2) 7S-852GR Engrane de Arbol Izq. (1) 7S-854GR Engrane de Arbol Der. (1) 7S-861GR Engrane de Cigüeñal (1) 7S-863GR Engrane de Auxiliar (1) 7S-865GR Engrane de Auxiliar (1) TC-393AI Cadena de Tiempo (1) TC-394AI Cadena de Secundaria (2)
TK94936824FP	Chrysler Jeep	•Chrysler Dakota 3.7L 226 V6 2004-2010 Durango 3.7L 226 V6 2004-2009 Nitro 3.7L 226 V6 2007-2010 RAM 1500 3.7L 226 V6 2004-2010 •Jeep Commander 3.7L 226 V6 SOHC 2006-2010 Grand Cherokee 3.7L 226 V6 SOHC 2005-2010 Liberty 3.7L 226 V6 SOHC 2004-2011	14	40418 Tensor (1), 40431 Tensor Der. (1) 40432 Tensor Izq. (1), 40433 Brazo Tensor (2) 40434 Guia Der. (1), 40435 Guia Izq. (1) 7S-824GR Engrane de Arbol Izq. (1) 7S-868GR Engrane de Arbol Der. (1) 7S-861GR Engrane de Cigüeñal (1) 7S-863GR Engrane Auxiliar (1) TC-194AI Cadena Secundaria (2) TC-393AI Cadena de Tiempo (1)
TK951491	Chrysler	Barracuda 3.7L 225 L6 1964-1972 Cordoba 3.7L 225 L6 1980-1983 D100 3.7L 225 L6 1971-1987 D150 3.7L 225 L6 1977-1987	3	7S-291GR Engrane de Cigüeñal (1) 7S-314-NEGR Engrane de Arbol (1) TC-495GR Cadena de Tiempo (1)



Kit BW



Armadora



Aplicación



Piezas



Componentes

TK951491	Chrysler	D200 3.7L 225 L6 1961-1979 D250 3.7L 225 L6 1981-1987 D300 3.7L 225 L6 1960-1978 Dart 3.7L 225 L6 1961-1976 Le Baron 3.7L 225 L6 1978-1981 Monaco 3.7L 225 L6 1977-1978 New Yorker 3.7L 225 L6 1982 RAM Charger 3.7L 225 L6 1974-1980 Town & Country 3.7L 225 L6 1978-1981 Valiant 3.7L 225 L6 1961-1972 Volare 3.7L 225 L6 1976-1980	3	7S-291GR Engrane de Cigüeñal (1) 7S-314-NEGR Engrane de Arbol (1) TC-495GR Cadena de Tiempo (1)
TK960093FP	Toyota	4Runner 2.4L 2366cc 4CIL SOHC 1985-1995 Celica 2.4L 2366cc 4CIL SOHC 1985 Pick Up 2.4L 2366cc 4CIL SOHC 1985-1995	7	40100 Tensor (1), 40132 Guía Der. (1) 40133 Guía Izq. (1), 40148SG Empaques y Retenes (1), 455-96Al Cadena (1) 7S-593 Engrane de Cigüeñal (1) 7S-600 Engrane de Arbol (1)
TK979339F	Chrysler	300 2.7L 167 2700cc DOHC 2005-2007 300 2.7L 167 V6 2700cc 2005-2007 Charger 2.7L 167 2700cc DOHC 2006-2007 Concorde 2.7L 167 2700cc V6 DOHC 2002-2004 Intrepid 2.7L 167 2700cc DOHC 2002-2004 Magnum 2.7L 167 2700cc DOHC 2005-2007 Sebring 2.7L 167 2700cc DOHC 2005-2007 Stratus 2.7L 167 2700cc DOHC 2004-2006	10	TC-397 Cadena de Tiempo (1) TC-193 Cadena de Secundaria (2) 7S-839 Engrane de Cigüeñal (1) 405400 Guía Izquierda Larga (1) 405401 Guía Izquierda Corta (1) 405402 Guía Derecha Corta (1) 405403 Brazo Tensor (1) 405404 Tensor Secundario (2)
TK979360425F	Chrysler	Concorde 2.7L 167 2700cc V6 DOHC 1998-1999 Intrepid 2.7L 167 2700cc V6 DOHC 1998-1999	12	TC-397 Cadena de Tiempo (1) TC-193 Cadena de Secundaria (2) 7S-839 Engrane de Cigüeñal (1) 7S-860 Engrane de Arbol Izquierdo (1) 7S-840 Engrane de Arbol Derecho (1) 405400 Guía Izquierda Larga (1) 405401 Guía Izquierda Corta (1) 405402 Guía Derecha Corta (1) 405403 Brazo Tensor (1) 405404 Tensor Secundario (2)
TK9793624039F	Chrysler	300 2.7L 167 2700cc V6 DOHC 2005-2007 Charger 2.7L 167 2700cc V6 DOHC 2006-2007 Concorde 2.7L 167 2700cc V6 DOHC 2002-2004 Intrepid 2.7L 167 2700cc V6 DOHC 2002-2004 Magnum 2.7L 167 2700cc V6 DOHC 2005-2007 Sebring 2.7L 167 2700cc V6 DOHC 2005-2007 Stratus 2.7L 167 2700cc V6 DOHC 2004-2006	12	TC-397 Cadena de Tiempo (1) TC-193 Cadena de Secundaria (2) 7S-839 Engrane de Cigüeñal (1) 7S-840 Engrane de Arbol Derecho (1) 7S-862 Engrane de Arbol Izquierdo (1) 405400 Guía Izquierda Larga (1) 405401 Guía Izquierda Corta (1) 405402 Guía Derecha Corta (1) 405403 Brazo Tensor (1) 405404 Tensor Secundario (2)



<p>TK980143FP</p>	<p>Ford Land Rover Lincoln Mercury Mazda</p>	<p>•Ford Explorer 4.0L 245 V6 1997-2010 Explorer Sport Trac 4.0L 245 V6 1997-2010 Mustang 4.0L 254 V6 2005-2010 Ranger 4.0L 245 V6 1997-2008 •Land Rover Discovery 4.0L 245 V6 1997-2009 •Lincoln Mercury Mountaineer 4.0L 245 V6 1997-2010 •Mazda B4000 4.0L 4016cc V6 1997-2009</p>	<p>11</p>	<p>CT436 Guia de Cadena Balanceadora (1) CT437 Tensor Izq. (1) CT438 Tensor Der. (1) CT439 Arandelas, barra y tapón (1) CT440 Guia de Cadena Primaria (1) CT441 Tensor de Cadena Primaria (1) CT442 Tensor de Cadena Secundaria (1) CT443SK Cassette Derecho (1) CT444SK Cassette Izquierdo (1) TC-398 Cadena Primaria (1) TC-701 Cadena Balanceadora (1)</p>
<p>TK983675</p>	<p>Ford Lincoln Mercury</p>	<p>•Ford Country Sedan 5.8L 351 V8 1973-1974 Country Sedan 6.6L 400 V8 1973-1974 Country Squire 5.8L 351 V8 1973-1974 Country Squire 6.6L 400 V8 1973-1974 Custom 500 5.8L 351 V8 1973-1974 Custom 500 6.6L 400 V8 1973-1977 Custom 500 5.8L 351 V8 1975-1977 Elite 5.8L 351 V8 1975-1976 Elite 6.6L 400 V8 1975-1976 Galaxie 500 5.8L 351 V8 1973-1974 Galaxie 500 6.6L 400 V8 1973-1974 Gran Torino 5.8L 351 V8 1973-1974 Gran Torino 6.6L 400 V8 1973-1976 Gran Torino 5.8L 351 V8 1975-1976 LTD 5.8L 351 V8 1973-1974 LTD 6.6L 400 V8 1973-1978 LTD 5.8L 351 V8 1975-1978 LTD II 6.6L 400 V8 1977-1978 LTD II 5.8L 351 V8 1977-1979 Mustang 5.8L 351 V8 1973 P350 6.6L 400 V8 1976 P400 6.6L 400 V8 1975-1976 P500 6.6L 400 V8 1975-1977 Ranch Wagon 5.8L 351 V8 1973-1974 Ranch Wagon 6.6L 400 V8 1973-1974 Ranchero 5.8L 351 V8 1973-1974 Ranchero 6.6L 400 V8 1973-1976 Ranchero 5.8L 351 V8 1975-1979 Thunderbird 6.6L 400 V8 1977-1978 Thunderbird 5.8L 351 V8 1977-1979 Torino 5.8L 351 V8 1973-1974 Torino 6.6L 400 V8 1973-1976 Torino 5.8L 351 V8 1975-1976 •Lincoln Mercury Capri 5.0L 302 V8 1979 Colony Park 5.8L 351 V8 1973 Colony Park 6.6L 400 V8 1973-1974 Comet 5.0L 302 V8 1973-1974 Comet 5.0L 302 V8 1975-1977 Continental 6.6L 400 V8 1977-1979 Cougar 5.8L 351 V8 1973-1974 Cougar 6.6L 400 V8 1973-1978 Cougar 7.5L 460 V8 1975-1976 Cougar 5.8L 351 V8 1975-1979 Cougar 5.0L 302 V8 1977-1979 Grand Marquis 6.6L 400 V8 1973-1976 Grand Marquis 7.5L 460 V8 1978 Grand Marquis 5.8L 351 V8 1978-1979 Grand Marquis 5.0L 302 V8 1979</p>	<p>3</p>	<p>TC-498 Cadena de Tiempo (1) 7S-436-N Engrane de Arbol (1) 7S-475 Engrane de Cigüeñal (1)</p>



Kit BW



Armadora



Aplicación



Piezas



Componentes

<p>TK983675</p>	<p>Lincoln Mercury</p>	<p>•Lincoln Mercury Mark V 6.6L 400 V8 1977-1979 Marquis 5.8L 351 V8 1973 Marquis 7.5L 460 V8 1978 Marquis 5.8L 351 V8 1978-1979 Marquis 5.0L 302 V8 1979 Monarch 4.1L 250 6CIL 1975-1977 Monarch 5.0L 302 V8 1975-1977 Monarch 3.3L 200 6CIL 1977 Montego 5.0L 302 V8 1973-1974 Montego 5.8L 351 V8 1973-1974 Montego 5.8L 351 V8 1975-1976 Monterey 5.8L 351 V8 1973 Monterey 6.6L 400 V8 1973-1974 Zephyr 5.0L 302 V8 1978-1979</p>	<p>3</p>	<p>TC-498 Cadena de Tiempo (1) 7S-436-N Engrane de Arbol (1) 7S-475 Engrane de Cigüeñal (1)</p>
<p>TK999091</p>	<p>Buick General Motors</p>	<p>•Buick LeSabre 4.4L 267 V8 1982 LeSabre 5.0L 305 V8 1978 Regal 4.4L 267 V8 1981-1982 Regal 5.0L 305 V8 1977-1987 Regal 5.7L 350 V8 1977 Skylark 5.0L 305 V8 1977-1979 Skylark 5.7L 350 V8 1977-1979 •GM Biscayne 4.6L 283 V8 1967 Biscayne 5.0L 305 V8 1968 Biscayne 5.7L 350 V8 1970-1972 Biscayne 5.7L 350 V8 1972 Biscayne 6.6L 400 V8 1970-1972 Blazer 5.0L 305 V8 1969-1973 Blazer 5.0L 305 V8 1987 C10 4.6L 283 V8 1967 C10 5.0L 305 V8 1976-1986 C10 5.7L 350 V8 1976-1986 C10 Pick UP 5.0L 305 V8 1968-1973 C10 Pick UP 5.0L 305 V8 1969-1973 C10 Suburban 5.0L 305 V8 1968-1973 C1500 5.0L 305 V8 1988 C20 4.6L 283 V8 1967 C20 Pick Up 5.0L 305 V8 1968 1973 C20 Suburban 5.0L 305 V8 1968-1973 C20 Suburban 5.0L 305 V8 1976-1986 C20 Suburban 5.7L 350 V8 1976-1986 C2500 5.0L 305 V8 1988 C30 4.6L 283 V8 1967 C30 5.0L 305 V8 1976-1986 C30 5.7L 350 V8 1976-1986 Camaro 4.4L 267 V8 1980-1981 Camaro 4.9L 302 V8 1967-1969 Camaro 5.0L 305 V8 1968-1973 Camaro 5.0L 305 V8 1976-1987 Camaro 5.7L 350 V8 1972-1981 Caprice 4.4L 267 V8 1980-1982 Caprice 4.6L 283 V8 1967 Caprice 5.0L 305 V8 1968-1973 Caprice 5.0L 305 V8 1977-1988 Caprice 5.7L 350 V8 1972-1981 Caprice 6.6L 400 V8 1970-1974 Century 4.4L 267 V8 1981 Century 5.7L 350 V8 1977-1979</p>	<p>3</p>	<p>7S-390-NEGR Engrane de Arbol (1) 7S-391GR Engrane de Cigüeñal (1) TC-499SA Cadena de Tiempo (1)</p>



 Kit BW
  Armadora
  Aplicación
  Piezas
  Componentes

<p>TK999091</p>	<p>General Motors Pontiac</p>	<p>•GM Chevelle 4.6L 283 V8 1967 Chevelle 5.0L 305 V8 1968-1973 Chevelle 5.7L 350 V8 1972-1973 Chevelle 6.6L 400 V8 1970-1972 Corvette 5.0L 305 V8 1980 Corvette 5.7L 350 V8 1972-1979 Cutlass 4.4L 267 V8 1981 Cutlass 5.0L 305 V8 1978-1980 Cutlass 5.7L 350 V8 1978-1979 Cutlass 5.7L 350 V8 1985-1987 El Camino 4.4L 267 V8 1979-1982 El Camino 4.6L 283 V8 1967 El Camino 5.0L 305 V8 1968-1973 El Camino 5.0L 305 V8 1976-1987 El Camino 6.6L 400 V8 1970-1974 Impala 4.4L 267 V8 1980-1982 Impala 4.6L 283 V8 1967 Impala 5.0L 305 V8 1969-1973 Impala 5.0L 305 V8 1977-1985 Impala 5.7L 350 V8 1972-1981 Impala 6.6L 400 V8 1980-1982 Impala 6.6L 400 V8 1970-1974 Jimmy 5.0L 305 V8 1970-1972 Jimmy 5.0L 305 V8 1981-1987 Jimmy 5.7L 350 V8 1970-1986 Malibu 4.4L 267 V8 1979-1982 Malibu 4.6L 262 V6 1967 Malibu 4.6L 283 V6 1985-1986 Malibu 5.0L 305 V8 1976-1983 Malibu 5.7L 350 V8 1972-1981 Malibu 6.6L 400 V8 1973-1974 •Pontiac Boneville 5.0L 305 V8 1983-1986 Catalina 4.4L 267 V8 1980-1981 Catalina 5.0L 305 V8 1980-1981 Firebird 4.4L 267 V8 1981 Firebird 5.0L 305 V8 1977-1986 Firebird 5.7L 350 V8 1978-1979 Grand AM 5.0L 305 V8 1978-1980 Grand LeMans 4.4L 267 V8 1979-1982 Grand LeMans 5.0L 305 V8 1977-1983 Grand LeMans 5.7L 350 V8 1977-1979 Grand Prix 4.4L 267 V8 1981-1982 Grand Prix 5.0L 305 V8 1978-1980 Grand Prix 5.0L 305 V8 1983-1986 Laurentian 4.4L 267 V8 1980-1981 LeMans 4.4L 267 V8 1979-1981 LeMans 5.0L 305 V8 1977-1981 LeMans 5.7L 350 V8 1977-1979 Parisienne 4.4L 267 V8 1980-1982 Parisienne 5.0L 305 V8 1977-1986 Parisienne 5.7L 350 V8 1978-1979 Phoenix 5.0L 305 V8 1977-1979 Phoenix 5.7L 350 V8 1977-1979 Sunbird 5.0L 305 V8 1978-1979 Ventura 5.0L 305 V8 1971-1977 Ventura 5.7L 350 V8 1977</p>	<p>3</p>	<p>7S-390-NEGR Engrane de Arbol (1) 7S-391GR Engrane de Cigüeñal (1) TC-499SA Cadena de Tiempo (1)</p>
------------------------	-----------------------------------	--	----------	--



**Automotive
Motor Parts®**

Bandas de Tiempo



www.bwcomercial.com



N° de Parte



N° DIENTES



Paso



Armadora



Litros



Aplicación



CC/Cil/Motor



Años

Audi/Chrysler

TB-306	150 DIENTES	PASO 23 MM	Audi	1.8	TURBO TT TT QUATTRO	4CIL	2000 2005	
					TURBO TT		2000 2006	
					TURBO A4 QUATTRO		2001 2005	
					TURBO A4		2001 2010	
TB-334	148 DIENTES			2.0	TT A4 A3 A4 QUATTRO		2008 2009	
C								
TB-071	124 DIENTES	PASO 25 MM	Chrysler	N/A	MODELOS K	N/A	N/A	
TB-1013	101 DIENTES	PASO 20 MM		1.0	ATOS BY DODGE	4CIL	2000 2007	
				1.1			2005 2012	
TB-245	112 DIENTES	PASO 29 MM		2.0	NEON	4CIL	1995 1999	
					STRATUS		1995 2006	
					BREEZE		1996	
					CIRRUS		2000	
TB-246	150 DIENTES	PASO 29 MM				NEON/SEBRING/ AVENGER	1996cc 4CIL	1995 1999
TB-265	146 DIENTES	PASO 28 MM				STRATUS	4CIL	2005 2006
TB-071	124 DIENTES	PASO 25 MM				SHADOW		1987 1988
TB-153	124 DIENTES	PASO 24 MM	2.2	MEDALLION	4CIL 153CID	1988 1989		
				DAYTONA		1988 1993		
				LEBARON TC MASERATI LANCER ARIES EXPO RELIANT		1989		
				SHADOW OMNI HORIZON		1989 1990		
				SUNDANCE		1989 1994		



N° de Parte
 N° Dientes
 Paso
 Armadora
 Litros
 Aplicación
 CC/Cil/Motor
 Años

Chrysler

TB-265	146 DIENTES	PASO 28 MM	Chrysler	2.4	GRAND CARAVAN	4CIL	1996 1997
					GRAND VOYAGER		1996 2000
					CARAVAN		1996 2003
					STRATUS		1998 2006
					VOYAGER		2000 2003
					CIRRUS		2000 2005
					PT CRUISER		2000 2010
					SEBRING		2001 2006
					NEON		2004 2006
TB-153	124 DIENTES	PASO 24 MM	Chrysler	2.5	ARIES LANCER RELIANT	4CIL 153CID	1989
					ACCLAIM		1989 1990
					SPIRIT		1989 1992
					DAYTONA DYNASTY		1989 1993
					LEBARON SHADOW SUNDANCE		1989 1994
					VOYAGER CARAVAN		1989 1995
TB-139	149 DIENTES	PASO 25 MM	Chrysler	3.0	MINI RAM	2972cc V6	1987 1988
					NEW YORKER		1988 1989
					CARAVAN		1987 2000
					DYNASTY		1988 1990
					GRAND CARAVAN		1988 2000
					SPIRIT ACCLAIM		1989 1995
					VOYAGER		1989 2000



N° de Parte



N° Dientes



Paso



Armadora



Litros



Aplicación



CC/Cil/Motor



Años

Chrysler/Dodge/Ford

TB-139	149 DIENTES	PASO 25MM	Chrysler	3.0	TC MASERATI RAM 50	2972cc V6	1990 1991
					DAYTONA		1990 1993
					LEBARON		1990 1995
					STEALTH		1991 1996
					SHADOW SUNDANCE		1992 1994
					GRAND VOYAGER		1992 2000
D							
TB-282	105 DIENTES	PASO 22 MM	Dodge	1.4	ATTITUDE	4CIL	2006 2012
TB-324	110 DIENTES			1.5	VERNA		2004 2006
TB-282	105 DIENTES			1.6	ATTITUDE VERNA		2006 2012
TB-159	55 DIENTES	PASO 13 MM		2.4	H100		2003 2005
TB-091	163 DIENTES	PASO 25 MM		2.5	H100		2006 2012
					H100 WAGON		2009 2010
			H100 PICK UP H100 VAN		2009 2011		
F							
TB-203	111 DIENTES	PASO 17 MM	Fiat	1.8	PALIO	4CIL	2006 2009
					STRADA		2007 2009
					ALBEA		2009 2011
TB-194	97 DIENTES	PASO 25 MM	Ford	1.9	ESCORT	1900cc 4CIL	1994 1999
TB-014	129 DIENTES	PASO 22 MM		2.0	RANGER	4CIL	1983 1988
TB-228	135 DIENTES	PASO 25 MM			PROBE	1989cc 4CIL	1993 1997
TB-294	129 DIENTES	PASO 25 MM			CONTOUR MYSTIQUE	4CIL DOHC	1998 2000
					ESCORT 2X2		1998 2001
				ESCORT	1998 2003		
MYSTIQUE	1999 2000						



N° de Parte
 N° Dientes
 Paso
 Armadora
 Litros
 Aplicación
 CC/Cil/Motor
 Años

Ford

TB-294	129 DIENTES	PASO 25 MM	Ford	2.0	COUGAR	4CIL DOHC	1999 2002
					FOCUS		2000 2004
					FOCUS		2000 2006
					ESCAPE		2001 2004
					MONDEO		2001 2007
					ESCORT		1998 2002
					FOCUS		2000 2004
TB-283	99 DIENTES						
TB-014	129 DIENTES	PASO 22 MM	Ford	2.3	MUSTANG II	4CIL	1974 1978
					PINTO		1974 1980
					COURIER FAIRMONT		1977 1982
					CAPRI		1979 1980
					MUSTANG GHIA		1979 1982
					MUSTANG		1979 1986
					COUGAR		1981
					RANGER		1982 1992
					GRANADA LTD BROUGHAM MARQUIS		1983 1986
					THUNDERBIRD		1983 1988
					MUSTANG GLX MUSTANG GT		1984
					COUGAR		1984 1986
					RANGER SUPER CAB		1986 1992
					AEROSTAR		1987
					TB-210		
					RANGER	1992 1994	
TB-276	131 DIENTES				RANGER	4CIL	1995 1997
					F-100		1996 1997



N° de Parte



N° Dientes



Paso



Armadora



Litros



Aplicación



CC/Cil/Motor



Años

Ford/General Motors/Honda

TB-091	163 DIENTES	PASO 25 MM	Ford	2.5	RANGER	4CIL	1985 1987	
TB-276	131 DIENTES	PASO 22 MM			F-100 RANGER XL RANGER		1998 2001	
G			General Motors	1.4	CORSA	4CIL	2002 2003	
TB-1094	162 DIENTES	PASO 20 MM			TRACKER		1998 2002	
TB-210	129 DIENTES	PASO 22 MM		CHEVY JOY CHEVY POP CHEVY SWING CHEVY MONZA CHEVY C2	4CIL	1998 EN ADELANTE		
TB-203	111 DIENTES	PASO 17 MM						
TB-335	127 DIENTES	PASO 3/8					AVEO	2007 2008
TB-338	146 DIENTES	PASO 24 MM					G3	2009 2010
TB-338	146 DIENTES	PASO 24 MM		AVEO	2009 2015			
TB-338	146 DIENTES	PASO 24 MM		SONIC	2012 2015			
TB-1094	162 DIENTES	PASO 20 MM		ASTRA	4CIL	2000 2004		
TB-203	111 DIENTES	PASO 17 MM		ZAFIRA		2002 2005		
TB-338	146 DIENTES	PASO 24 MM		MERIVA		2004 2008		
TB-1502	148 DIENTES	PASO 20 MM		CORSA		2003 EN ADELANTE		
TB-1273	146 DIENTES	PASO 20 MM		MERIVA				
TB-309	169 DIENTES	PASO 24 MM		TORNADO				
TB-338	146 DIENTES	PASO 24 MM	CRUZE	2009 2014				
TB-1502	148 DIENTES	PASO 20 MM	LUV	4CIL MPFI	1998 2005			
TB-1273	146 DIENTES	PASO 20 MM			ASTRA	4CIL SOHC	2000 2008	
TB-309	169 DIENTES	PASO 24 MM			OPTRA	4CIL	2006 2010	
H			Honda	1.6	CIVIC	4CIL	1997	
TB-224	104 DIENTES	PASO 24 MM					1998 2000	
TB-312	104 DIENTES	PASO 22 MM		1.7			2001	
							2002 2003 2004 2005	



N° de Parte
 N° Dientes
 Paso
 Armadora
 Litros
 Aplicación
 CC/Cil/Motor
 Años

Hyundai/Isuzu/Jeep/Mazda/Mitsubishi/Nissan

TB-139	149 DIENTES	PASO 25 MM	Hyundai	3.0	SONATA	V6 2972cc	1990 1998	
I TB-305	171 DIENTES	PASO 24 MM	Isuzu	2.2	RODEO RODEO SPORT	4CIL	2001 2003	
J TB-265	146 DIENTES	PASO 28 MM	Jeep	2.4	LIBERTY	4CIL	2002 2005	
M					WRANGLER		2003 2006	
TB-228	135 DIENTES	PASO 25 MM	Mazda	2.0	626	1991cc 4CIL	1992 2002	
					MX-6		1993 1997	
TB-294	129 DIENTES				TRIBUTE	4CIL	2001 2004	
					TRIBUTE DX		2002 2004	
TB-210	129 DIENTES	PASO 22 MM		2.3	B2300	2295cc 4CIL	1993 1994	
TB-276	131 DIENTES					4CIL	1995 1997	
						2.5	B2500	1998 2001
TB-289	107 DIENTES	PASO 25 MM	Mitsubishi	1.5	MIRAGE	1468cc 4CIL	1997 2002	
TB-159	55 DIENTES	PASO 13 MM			1.8	ECLIPSE	4CIL	1990 1994
TB-246	150 DIENTES	PASO 29 MM			2.0		1997cc 4CIL	1995 1999
					3.0		GALANT	2972cc V6
TB-139	149 DIENTES	PASO 25 MM			SIGMA	1989 1990		
					MONTERO	1989 1994		
					MIGHTY MAX	1990 1994		
					DIAMANTE	1992 1996		
			Nissan	1.5	TSURU I	4CIL	1984 1987	
TB-077	106 DIENTES	PASO 19 MM			1.6		TSURU I TSURU II HIKARI GS GST	1984 2012
TB-1095	132 DIENTES	PASO 27 MM						PLATINA



Nissan//Peugeot/Renault/Seat

TB-1095	132 DIENTES	PASO 27 MM	Nissan	1.6	APRIO	1598cc 4CIL 16V	2007 2011
TB-1569	134 DIENTES	PASO 26 MM	Peugeot	1.4	206 206CC	4CIL SOHC	2001 2009
					PARTNER VU		2004 2011
					207 COMPACT TRENDY GRAND RAID		2007 2009
					207 ACTIVE ALLURE FELINE		2010
TB-289	107 DIENTES	PASO 25 MM	Pontiac	0.8	MATIZ G2	4CIL SOHC	2004
TB-1508	109 DIENTES			1.0	MATIZ G2		2003 2012
TB-1025	132 DIENTES	PASO 27 MM	Renault	1.6	MEGANE	1598cc 4CIL 16V	2001 2010
					CLIO		2003 2010
					KANGOO		2004 2012
					EUROCLIO		2007 2008
					SANDERO STEPWAY		2010 2012
TB-403	126 DIENTES			2.0	LAGUNA	4CIL	2001 2004
					MEGANE SCENIC		2004 2009
					MEGANE II		2005 2009
					MEGANE MEGANE CC		2009 2010
TB-296	138 DIENTES	PASO 22 MM	Seat	1.6	CORDOBA	4CIL	2001 2002
TB-1548	135 DIENTES	PASO 18 MM			IBIZA		2001 2012
					CORDOBA		2002 2009
TB-306	150 DIENTES	PASO 23 MM		TOLEDO	1.8		2001 2006
				ALHAMBRA			2001 2008
				LEON			2001 2011

N° de Parte	N° Dientes	Paso	Armadora	Litros	Aplicación	CC/Cil/Motor	Años

Seat/Suzuki/Volkswagen

TB-306	150 DIENTES	PASO 23 MM	Seat	1.8	LEON CUPRA	4CIL	2003 2007		
	TB-296				138 DIENTES		IBIZA	2006 2008	
				TB-306	150 DIENTES		CORDOBA	2001 2012	
					LEON		2003 2009		
					LEON CUPRA		2007 2011		
	FREETRACK			2008 2011					
2009 2010									
TB-212	103 DIENTES	PASO 25 MM	Suzuki	N/A	ESTEEM VITARA G16N G16S G16T SIDEKICK	1590cc 4CIL 16V	1992 2001		
	TB-194			97 DIENTES	1.3	SWIFT	4CIL	1999 2001	
	TB-335			127 DIENTES	PASO 3/8			1.6	2004 2008
	TB-338			146 DIENTES	PASO 24 MM			2.0	2009
	TB-194			97 DIENTES	PASO 25 MM				SWIFT DLX SWIFT GA
TB-017	121 DIENTES	PASO 18 MM	Volkswagen	1.6	CARIBE	4 CIL	1977 1981		
	TB-1548				135 DIENTES		POLO	2003 2007	
							LUPO	2004 2010	
							CROSSFOX	2005 2012	
							SPORTVAN	2006 2008	
							GOL SAVEIRO	2009 2013	
	TB-017			121 DIENTES	1.7		ATLANTIC CARIBE	1980 1988	
1.8		ATLANTIC CORSAR GOLF JETTA VAN	1989 2009						



N° de Parte



N° Dientes



Paso



Armadora



Litros



Aplicación



CC/Cil/Motor



Años

Volkswagen

TB-306	150 DIENTES	PASO 23 MM	Volkswagen	1.8	BEETLE	4 CIL	1999 2005
TB-296	138 DIENTES				GOLF		2003
TB-333	120 DIENTES	PASO 30 MM		1.9	DIESEL EUROVAN BORA		2005 2009
					DIESEL JETTA		2006 2012
TB-262	124 DIENTES	PASO 18 MM		2.0	JETTA GOLF GTI CABRIO		1998 2002
TB-306	150 DIENTES	PASO 23 MM			PASSAT		1999 2005
TB-296	138 DIENTES				GOLF GTI		1999 2000
					BEETLE GOLF		1999 2006
					JETTA		1999 2012
TB-262	124 DIENTES	PASO 18 MM			BEETLE		2000
TB-306	150 DIENTES	PASO 23 MM	DERBY		2001 2004		
			GOLF		2000 2006		
			JETTA		2001 2006		
			SHARAN		2002 2008		
			JETTA		2005		
			POLO		2003 2007		
			JETTA		2006 2010		
			JETTA		2012		
TB-296	138 DIENTES	PASO 23 MM	GOLF	2013 2014			
TB-334	148 DIENTES						



**Automotive
Motor Parts®**

Poleas



www.bwcomercial.com



N° de Parte



Parte relacionada



Armadora



Litros



CC/Cil/Motor



Aplicación



Años

Chrysler

BT-2510	TB-1013	Chrysler	1.0	ATOS BY DODGE	4CIL	2000 2007
			1.1			2005 2012
BT-618	TB-246/BT-265	Chrysler	2.4	NEON	4CIL 2429cc	1994 1998
				CIRRUS SEBRING PT CRUISER VOYAGER BREEZE	4CIL 2429cc DOHC	1995 2004
				CARAVAN MINI RAM VAN ROYAL MINI RAM VAN	4CIL 2429cc	1996 2001
BT-195	TB-139	Chrysler	3.0	LEBARON TOWN & COUNTRY	V6 181CID	1987 1995
				CARAVAN MINI RAM VAN ROYAL MINI RAM VAN		1988 1995
BT-618	TB-246/BT-265	Chrysler	3.5	NEW YORKER LHS LEBARON LHS	V6 215	1995 1997
				CONCORDE	3497cc V6	1995 1999
				INTREPID	V6 215CID	1995 2001
				300M	3497cc V6	1999 2000
BT-91	TB-071	Chrysler	N/A	K	N/A	N/A



N° de Parte	Parte relacionada	Armadora	Litros	CC/Cil/Motor	Aplicación	Años
-------------	-------------------	----------	--------	--------------	------------	------

Cummins/Ford/General Motors

BT-35	POLEA MULTIRRANURADA	Cummins	N/A	BIG CAM	N/A	1978 1992
F				CONTOUR MYSTIQUE	1989cc 4CIL DOHC	1998 2000
BT-390	TB-258/TB-294	Ford	2.0	ESCORT		1998 2003
				MYSTIQUE		1999 2000
				COUGAR		1999 2002
				FOCUS		2000 2006
				ESCAPE		2001 2004
				MONDEO		2001 2007
G						
BT-1220	TB-1508	General Motors	1.0	MATIZ	4CIL	2004 2015
BT-478A	TB-203	General Motors	1.4	CHEVY JOY CHEVY POP CHEVY SWING CHEVY MONZA	4CIL	1994 2001
				CORSA		1994 2002
BT-479A	TB-1094	General Motors	1.4	CORSA	4CIL	2002 2003
BT-478A	TB-203	General Motors	1.6	CHEVY JOY	4CIL	1994 2001
				CHEVY POP		
				CHEVY SWING		
				CHEVY MONZA		
				CORSA		1994 2002
BT-479A	TB-1094	General Motors	1.8	ECOTEC ASTRA	4CIL 16V	2000 2004
				ECOTEC ZAFIRA		2002 2005
				ECOTEC MERIVA		2004 2008



N° de Parte



Parte relacionada



Armadora



Litros



CC/Cil/Motor



Aplicación



Años

Honda/Hyundai/Mitsubishi/Nissan

BT-203	TB-187/TB-216	Honda	N/A	ACCORD PRELUDE	2156cc 4CIL	1990 1993
				PRELUDE	2259cc 4CIL	1992 1996
				F22B1 B2 F22B6	2156cc 4CIL	1995 1997
BT-195	TB-139	Hyundai	N/A	SONATA	2972cc V6	1990 1997
M						
BT-195	TB-139	Mitsubishi	N/A	PICK UP GALANT MONTERO VAN SIGMA	2972cc V6	1988 1995
N						
BT-124	TB-104 /TB-249	Nissan	N/A	300ZX MAXIMA PATHFINDER D21 QUEST	2960cc V6	1984 1997
				VG33E	3300cc V6	1996 1997
BT-75	TB-077	Nissan	N/A	HIKARI TSURU	N/A	N/A
BT-397	TB-1095/BT-8117	Nissan	1.6	PLATINA	1598cc 4CIL 16V	2002 2010



N° de Parte	Parte relacionada	Armadora	Litros	CC/Cil/Motor	Aplicación	Años

Nissan/Peugeot/Renault/Volkswagen

BT-8117	TB-1095/BT-397	Nissan	1.6	PLATINA	1598cc 4CIL 16V	2002 2010
BT-397	TB-1095/BT-8117			APRIO		2007 2011
BT-8117	TB-1095/BT-397					
P BT-1179	TB-1569	Peugeot	1.6	206	4 CIL	2000 EN ADELANTE
R BT-8117	TB-1095/BT-397	Renault	1.6	MEGANE	1598cc 4CIL 16V	2001 2010
				CLIO		2003 2010
				KANGOO		2004 2012
				EUROCLIO		2007 2008
				SANDERO STEPWAY		2010 2012
V BT-12	TB-017	Volkswagen	1.6	CARIBE	4CIL	1977 1981
			1.7	ATLANTIC CARIBE		1980 1988
			1.8	ATLANTIC CORSAR GOLF JETTA VAN		1989 2009
BT-278A	TB-262	Volkswagen	2.0	JETTA	4CIL	1998 2002
				GOLF GTI CABRIO		1998 2002
				BEETLE		2000
				DERBY		2001 2004

LO + NUEVO



NUEVOS LANZAMIENTOS



Próximamente

NUEVOS NÚMEROS DE PARTE



Innovación:
Ampliamos catálogo
con + de **220 nuevas**
aplicaciones



Cónoce más: www.bwcomercial.com/lomasnuevo



Noticias BW



Nuevas Partes



Eventos



Lanzamientos



Publicidad

LO ORIGINAL
SE DISTINGUE
A KILÓMETROS
Y KILÓMETROS
DE RECORRIDO

Por eso
todos eligen

BW



BW se especializa en líneas de **Sistema de enfriamiento y Sistema de Tiempo** del motor, llevando su alto prestigio y calidad al aftermarket de toda la República Mexicana

COBERTURA NACIONAL / **BW** NATIONWIDE



Cónoce más: www.bwcomercial.com/aftermarket



WARRANTY / GARANTÍA

Timing Kit

- Made with high quality raw materials and skilled labor.
- The warranty for our products is 2 years or 120,000 km (whichever comes first) against any manufacturing defect.
- It is important to make a correct installation by a specialized Timing System Mechanic.
- Exact procedures must be followed with indicated tools, according to vehicle manufacturer manual.
- Prior technical instruction of warranty validation, our commitment is the replacement of the purchased piece.
- In case of claim, attend with your receipt to the place of purchasing.

Kit de Tiempo

- Fabricadas con materiales de alta calidad y mano de obra calificada.
- La garantía de nuestros productos es de 2 años o 120,000 km (lo que ocurra primero) contra cualquier defecto de fabricación.
- Es importante hacer una correcta instalación por un mecánico especializado en Sistema de Tiempo del Motor.
- Deberan seguirse los procedimientos exactos con herramienta indicada de acuerdo al fabricante del vehículo.
- Previo dictamen técnico de validación de garantía, nuestro compromiso es la reposición de la pieza adquirida.
- En caso de reclamo asista con su recibo de compra al lugar donde lo adquirió.



Kits de Distribución

BW®

2018-2019

Ciudad de México:
(55) 5039-9000
Otras localidades:
01 800 504 67 00
☎+52 55 12 13 25 63
bwclientes@bwcomercial.com
bwventas@bwcomercial.com

BW COMERCIAL



BW
Online  www.bwcomercial.com

Todos los derechos reservados. BW Comercial 2018